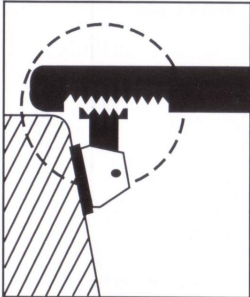


Cautions



•Always fit in the teeth before tightening while assembling footrests.



•Fit footrest with bathtub surface slope.
•Pay extreme caution on wet surfaces.



•Improper positioning.



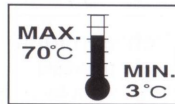
•Improper positioning.



•Do not lean this device over.



•Weight limit. 110kgs.



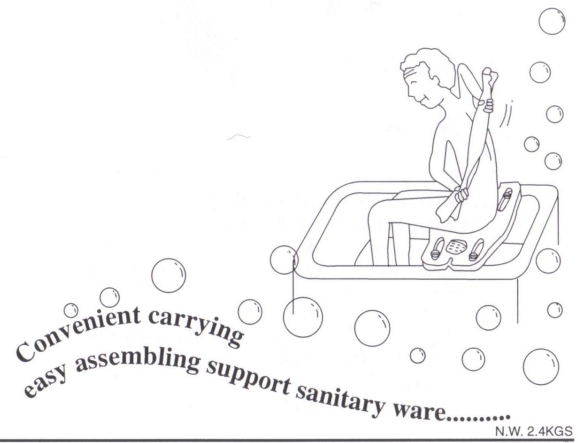
•Temperature limit 3 ~ 70 °C



•Wash by clean water with mild soap.

Persons with reduced physical or mental capacity should be assisted during bathroom activities.

**ADJUSTABLE SHOWERING BOARD
OPERATION MANUAL**

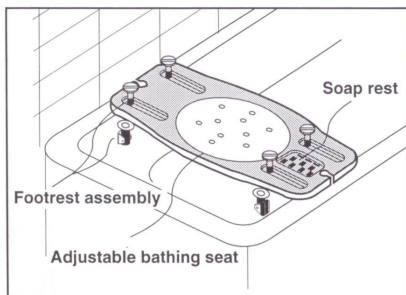


*Convenient carrying
easy assembling support sanitary ware.....*

N.W. 2.4KGS

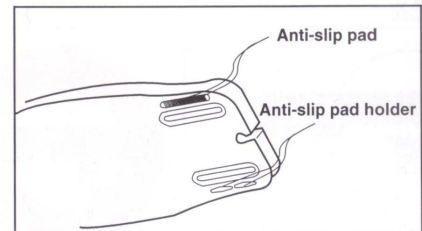
PREFACE

Read this manual carefully
for installation, operation & cleaning
of the adjustable showering board
Pay special attention to the cautions



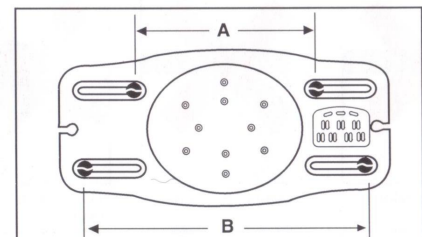
1.Placement & Assembly

- Adjustable showering board**
Very comfortable position for users who need to be sitting while taking a bath. Place this device flatly while using.
- Footrest assembly**
Adjust distance between footrests according to width of bathtub. Tighten for ready use.
- Soap rest**
With soap rest available for convenient use.



2.Illustrations of the bottom

- Anti-slip pad**
Anti-slip rubber pad improve the safety while no damage on surface of bathtub.
- Anti-slip pad holder**
Place anti-slip pad into the holder ,press and make it smooth.



3.Distance between footrests

- Distance between footrests**
While assembling, adjust distance between footrests according to bathtub size. Its distance fits most of the bathtubs available in the market.
- Min.distance " A " :45cm**
- Max.distance " B " :71cm**
- Size of product: 79cm × 37cm**