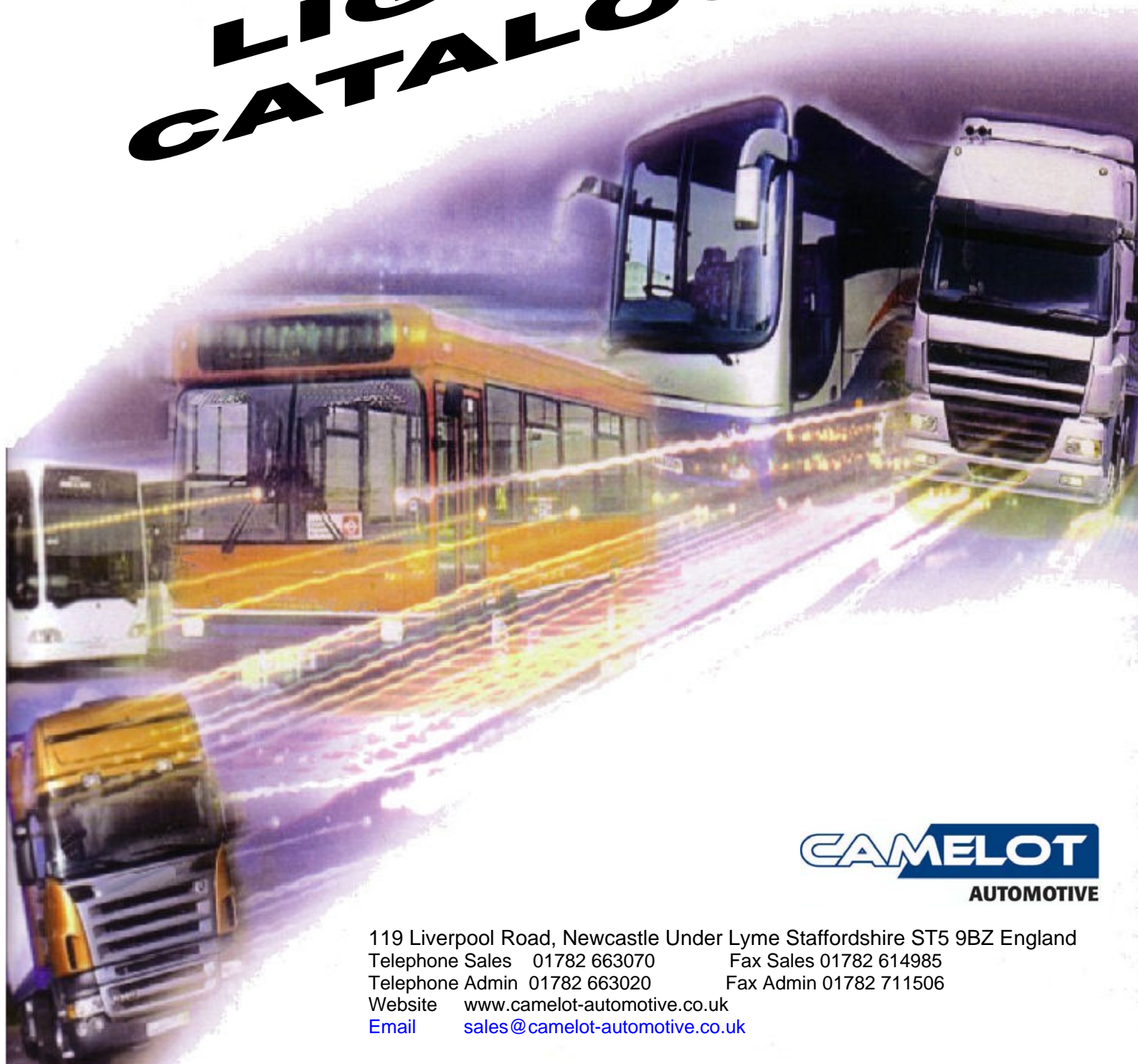


# CAMELOT

**AUTOMOTIVE**

# 2010 LIGHTING CATALOGUE



**CAMELOT**  
**AUTOMOTIVE**

119 Liverpool Road, Newcastle Under Lyme Staffordshire ST5 9BZ England

Telephone Sales 01782 663070

Fax Sales 01782 614985

Telephone Admin 01782 663020

Fax Admin 01782 711506

Website [www.camelot-automotive.co.uk](http://www.camelot-automotive.co.uk)

Email [sales@camelot-automotive.co.uk](mailto:sales@camelot-automotive.co.uk)

**LIGHTING**

**TRUCK REAR LAMPS**

- CRL 80** Left hand fitting without number plate
- CRL 89** Right hand fitting with number plate lamp
- CRL 81** Left hand fitting with number plate
- CRL 82** Right hand fitting without number plate
- CRLE 010A** Right or left hand replacement lens

Universal applications

E Approved



Rear lamp	Multifunction, universal applications
Mounting	2 x M8 studs at 152mm centres
Connection	6 pin AMP 1.5 side mounted socket
Dimensions	466 x 130 x 81mm
Bulbs	With no plate lamp: 4x21w BA & 4x5w BA Without no plate lamp: 4x21w BA & 3x21w BA

- CRL 28** Right hand fitting with number plate lamp
- CRL 29** Left hand fitting with number plate lamp
- CRLE 010A** Right or left hand replacement lens

DAF Applications

E Approved



Rear lamp	DAF applications
Mounting	2 x M8 studs at 152mm centres
Connection	DAF 6 pin socket
Dimensions	466 x 130 x 81mm
Bulbs	4x21w BA & 4x5w BA 1x 10w

- CRL 3** Right hand fitting with number plate lamp
- CRL 4** Left hand fitting with number plate lamp
- CRLE 4** Right or left hand replacement lens

Mercedes Atego

E Approved



Rear lamp	Multifunction, Mercedes Atego
Mounting	2 x M8 studs at 152mm centres
Connection	Rear mounted 6 pin ATEGO socket
Dimensions	464 x 130 x 88mm
Bulbs	4 x 21w BA, 3 x 5w BA & 1 x 10w BA

- CRL 8** Right hand fitting with number plate
- CRL 9** Left hand fitting with number plate
- CRLE 81** Left hand fitting replacement lens
- CRLE 91** Right hand fitting replacement lens

Mercedes Actros

E Approved



Rear lamp	Multifunction, Mercedes Actros
Mounting	2 x M8 studs at 152mm centres
Connection	Side mounted 7 pin AMP 1.5 socket
Dimensions	522 x 141 x 80mm
Bulbs	4 x 21w BA, 3 x 5wBA & 1 x 10w BA

**LIGHTING**

**TRUCK REAR LAMPS**

- CRL 80** Left hand fitting without number plate
- CRL 89** Right hand fitting with number plate lamp
- CRL 81** Left hand fitting with number plate
- CRL 82** Right hand fitting without number plate
- CRLE 010A** Right or left hand replacement lens

Universal applications

E Approved



Rear lamp	Multifunction, universal applications
Mounting	2 x M8 studs at 152mm centres
Connection	6 pin AMP 1.5 side mounted socket
Dimensions	466 x 130 x 81mm
Bulbs	With no plate lamp: 4x21w BA & 4x5w BA Without no plate lamp: 4x21w BA & 3x21w BA

- CRL 28** Right hand fitting with number plate lamp
- CRL 29** Left hand fitting with number plate lamp
- CRLE 010A** Right or left hand replacement lens

DAF Applications

E Approved



Rear lamp	DAF applications
Mounting	2 x M8 studs at 152mm centres
Connection	DAF 6 pin socket
Dimensions	466 x 130 x 81mm
Bulbs	4x21w BA & 4x5w BA 1x 10w

- CRL 3** Right hand fitting with number plate lamp
- CRL 4** Left hand fitting with number plate lamp
- CRLE 4** Right or left hand replacement lens

Mercedes Atego

E Approved



Rear lamp	Multifunction, Mercedes Atego
Mounting	2 x M8 studs at 152mm centres
Connection	Rear mounted 6 pin ATEGO socket
Dimensions	464 x 130 x 88mm
Bulbs	4 x 21w BA, 3 x 5w BA & 1 x 10w BA

- CRL 8** Right hand fitting with number plate
- CRL 9** Left hand fitting with number plate
- CRLE 81** Left hand fitting replacement lens
- CRLE 91** Right hand fitting replacement lens

Mercedes Actros

E Approved



Rear lamp	Multifunction, Mercedes Actros
Mounting	2 x M8 studs at 152mm centres
Connection	Side mounted 7 pin AMP 1.5 socket
Dimensions	522 x 141 x 80mm
Bulbs	4 x 21w BA, 3 x 5wBA & 1 x 10w BA

**LIGHTING**

**TRUCK REAR LAMPS**

- CRL 6** Right hand fitting with number plate lamp
- CRL 7** Left hand fitting with number plate lamp

Mercedes Sprinter  
Platform/Box chassis

**E Approved**



Rear lamp	Multifunction, Mercedes Sprinter
Mounting	2 x M8 studs at 152 mm centres
Connection	Direct cable entry with gland seal
Dimensions	464 x 130 x 88mm
Bulbs	4 x 21w BA, 3 x 5wBA & 1 x 10wBA

- CRL 73** LH/RH fitting without number plate lamp, no side marker
- CRL177** LH only with number plate no side marker
- CRL178** LH only with number plate + side marker
- CRL179** LH /RH fitting without number plate + LED side marker
- CRL180** RH only with number plate lamp + LED side marker

**UNIVERSAL APPLICATIONS NOW WITH OR WITHOUT LED SIDE MARKER + Number plate lamp**

**E Approved**



Rear lamp	Multifunction, Universal applications
Mounting	2 x M8 studs at 152mm centres
Connection	Direct cable entry with gland seal
Dimensions	350x 130 x 83mm
Bulbs	4 x 21w BA, 2 x 10w

- CRL 72** LH/RH fitting without number plate lamp, no side marker
- CRL 74** LH only with number plate no side marker
- CRL 171** LH only with number plate + side marker
- CRL 174** LH only without number plate + LED side marker
- CRL 175** RH only with number plate lamp + LED side marker

**DAF RENAULT ISUZU NOW WITH OR WITHOUT LED SIDE MARKER +**

**E Approved**



Rear lamp	Multifunction, DAF / RENAULT / ISUZU
Mounting	2 x M8 studs at 152mm centres
Connection	
Dimensions	350x 130 x 83mm
Bulbs	4 x 21w BA, 2 x 10w

- CRL15** Left hand fitting with number plate. 4 stud mounting
- CRL17** Right hand fitting with number plate. 4 stud mounting
- CRL14** Left hand fitting with number plate. 2stud mounting
- CRL 51** Right hand fitting with number plate. 2 stud mounting

Scania

**E Approved**



CABLE ENTRY HOLE DIAMETER  
19mm

Rear lamp	Multifunction, Scania applications
Mounting	2 x M8 studs at 152mm centres
Mounting	4 x M6 studs at 190mm centres
Connection	Underside direct cable entry
Dimensions	516 x 130 x 82mm
Bulbs	4 x 21w BA, 4 x 5w BA



## LIGHTING

## TRUCK REAR LAMPS

- CRL25** Left hand fitting with number plate lamp, 4 stud mounting  
**CRL27** Right hand fitting with number plate lamp, 4 stud mounting  
**CRL13** Left hand fitting with number plate lamp, 2 stud mounting  
**CRL16** Right hand fitting with number plate lamp, 2 stud mounting  
**CRLE55** Right or left hand replacement lens

Universal  
Applications

E Approved



Rear lamp	Multifunction, Universal applications
Mounting	2 x M8 studs at 152mm centres
Mounting	4 x M6 studs at 190mm centres
Connection	Rear direct cable entry, grommet seal
Dimensions	516 x 130 x 82mm
Bulbs	4 x 21w BA, 4 x 5w BA

- CRL 54** Left hand fitting with number plate lamp. 4 stud mounting  
**CRL 75** Right hand fitting with number plate lamp. 4 stud mounting  
**CRL 5** Left hand fitting with number plate lamp. 2 stud mounting  
**CRL 52** Right hand fitting with number plate lamp. 2 stud mounting

Volvo  
Applications

E Approved



Socket pin configuration



Rear lamp	Multifunction, Volvo applications
Mounting	2 x M8 studs at 152mm centres
Mounting	4 x M6 studs at 190mm centres
Connection	Side mounted VOLVO 6 pin DIN socket
Dimensions	516 x 130 x 82mm
Bulbs	4 x 21w BA, 4 x 5w BA

- CRL 48 LH** with number plate lamp  
**CRL 49 RH** without number plate lamp

E Approved

VOLVO  
Rigids 2002 on



Rear lamp	Multifunction Volvo applications
Mounting	2 x M8 studs at 160 mm centres
Connection	Volvo AMP socket 6 pin, no reverse alarm pin
Dimensions	Width 369 x height 130 x 89mm
Bulbs	4 x 24volt P21w 2 x R5w

- CRL 103** Right hand fitting with number plate lamp 2 stud mounting  
**CRL 102** Left hand fitting with number plate lamp 2 stud mounting  
**CRLE 55** Right or left hand fitting replacement lens

Scania  
Applications

E Approved



Socket pin configuration



Rear lamp	Multifunction, Scania R series 2004 on
Mounting	2 x M8 studs at 152mm centres
Connection	Side mounted Scania 6 pin DIN socket
Dimensions	516 x 130 x 82mm
Bulbs	4 x 21w BA, 4 x 5w BA

**LIGHTING**

**TRUCK REAR LAMPS**

- CRL 20** Left hand fitting with reverse lamp
- CRL 30** Right hand fitting with rear fog lamp
- CRLE 11** Right hand replacement lens with rear fog lamp



**E Approved**

Terminals Used

Iveco



CRL 20

CRL 30

Rear lamp	Multifunction, IVECO applications
Mounting	4 x M6 studs at 190 / 60mm centres
Connection	Single IVECO socket
Dimensions	302 x 128 x 79
Bulbs	3 x 21w BA & 2 x 5w BA

- CRL 631** Left hand fitting with reverse lamp
- CRL 632** Right hand fitting with rear fog lamp
- CRLE 11** Right hand replacement lens with rear fog lamp



**E Approved**

Iveco Applications

Rear lamp	Multifunction, IVECO applications
Mounting	4 xM6 studs at 190/60 centres
Connection	Double IVECO socket
Dimensions	302 x 128 x 79
Bulbs	3 x 21w BA & 2 x 5w BA

- CRL 44** Left hand fitting with reverse lamp
- CRL 45** Right hand fitting with rear fog lamp
- CRLE 11** Right hand replacement lens with rear fog lamp



**E Approved**

Iveco

Rear lamp	Multifunction, IVECO applications
Mounting	4 xM6 studs at 190/60 centres
Connection	Rear direct cable entry gland seal
Dimensions	302 x 128 x 79
Bulbs	3 x 21w BA & 2 x 5w BA

- CRL 11** Right hand fitting without number plate lamp
- CRL 12** Left hand fitting without number plate lamp
- CRLE 2** Right hand replacement lens



**E Approved**

Iveco Applications

Rear lamp	Multifunction, IVECO applications
Mounting	4 x M6 studs @ 342 / 90mm centres
Connection	Twin IVECO sockets
Dimensions	388 x 142 x 81mm
Bulbs	4 x 21w BA & 2 x 5w BA

**LIGHTING**

**TRUCK REAR LAMPS**

CRL 98 RH fitting with number plate lamp  
CRL 97 LH fitting with number plate lamp  
CRLE 610 RH Lens  
CRLE 410 LH lens

Universal Applications

E Approved



Rear lamp	Multifunction rear lamp with LED side marker & rectangular reflector
Mounting	2 x M6 studs @ 152mm centres
Connection	Direct cable entry gland type
Dimensions	Width 240 x height 131 x depth 81 mm
Bulbs	3 x 21w BA 1 x 21/5w BA 1 x 5w BA 12 or 24 volt
LED	1 x LED, marker lamp only

CRL 9010 LH lamp with number plate lamp  
CRL 9020 RH lamp without number plate lamp  
CRL 9030 RH lamp with reverse alarm  
CRLE 9000 RH or LH lens

2006 on Renault & Volvo applications

E Approved



Rear lamp	LC9 multi function rear lamp
Mounting	2 x studs at 160 mm hole centres
Connection	7 pin AMP 1.5 socket side mounted
Dimensions	Width 500 x height 130 x depth 130 mm
Bulbs	

CRL 404 RH lamp without number plate lamp  
CRL 405 LH lamp without number plate lamp  
CRLE 406 RH lens  
CRLE 407 LH lens

Horizontal or vertical mounting

Universal Truck & Plant applications

E Approved



Jump lead sockets  
Stop  
Reverse  
Position

Rear lamp	multi function rear lamp
Mounting	2 x M6 studs at 160 adj to 152 mm hole centres
Connection	6 pin AMP 1.5 socket rear mounted + 3 x 2 pin jumper lead sockets at rear of lamp for stop, tail & reverse functions
Dimensions	Overall dims Width 252 x height 130 x depth 95 mm
Bulbs	Amber bulb req for indicator 21w + 4x clear 21w BA + 2 x 5 w clear BA

## LIGHTING

## TRUCK / VAN REAR LAMPS

CRL 695 Right hand fitting  
 CRL 696 Left hand fitting  
 CRLE 31 Right hand replacement lens  
 CRLE 32 Left hand replacement lens

IVECO Daily III  
 2006 on



E Approved

Rear lamp	To fit Iveco Daily III 2006 on
Connection	6 pin Iveco socket bayonet type
Dimensions	300 X 130 X 84MM

CRL 37 LH  
 CRL 38 RH

E Approved

Ford Transit MK 6  
 2000 to 2006



Rear lamp	Rear lamp optical unit no bulb holder unit
Mounting	2 x M6 studs
Dimensions	Height 370 x width 145 x depth 50mm

CRL 23 Right hand fitting without number plate lamp  
 CRL 24 Left hand fitting with number plate lamp

Mercedes MAN



E Approved

Rear lamp	Multifunction, universal applications
Mounting	2 x M8 studs @ 152mm centres
Connection	Direct cable entry grommet seal
Dimensions	334 x 122 x 76mm
Bulbs	4 x 21w BA S, 1 x 10w BA 15 S

CRL 210 Right hand fitting without number plate lamp  
 CRL 200 Left hand fitting with number plate lamp  
 CRLE 500 Right hand replacement lens

MAN



E Approved

Part no's listed are stock items  
 Complete range of this lamp available to order  
 Including plug in reverse alarm and rear AMP

Rear lamp	Multifunction, MAN applications
Mounting	2 x M8 studs @ 152 or 160mm centres
Connection	Side mtd 1.5 AMP socket
Dimensions	400 x 160 x 88.5mm
Bulbs	Bulbs supplied fitted



**LIGHTING**

**TRUCK / TRAILER LAMP / LENS**

CRL 46 LH with number plate lamp  
CRL 47 RH without number plate lamp  
CRLE 24 LH with number plate lamp  
CRLE 25 RH without number plate lamp

Universal Applications

E Approved



Rear lamp	Multifunction trailer lamp
Mounting	2 x M8 studs at 160mm centres
Connection	Direct cable entry with 0.15m cable tail with male spades
Dimensions	Width 429 x height 150 x 89mm
Bulbs	4 x P21w 1 x 21/5w 2 x P5w 1x P10w

CRLE 5 Right or left hand replacement lens

E Approved

Iveco



Dimensions	412 x 130mm
------------	-------------

CRLE 36 Right or left hand replacement lens without number plate illumination  
CRLE 37 Left hand only, replacement lens with number plate illumination  
CRLE 38 Right hand only, replacement lens

AWD Foden LDV  
Ford Cargo Leyland DAF  
Fitted with 262

E Approved



Dimensions	353 x 89 x 52mm
------------	-----------------

CRLE 107 Right hand or left hand replacement lens

E Approved

Volvo FH FM



Rear lens	Volvo FH FM
Dimensions	500 x 130mm

CRLE 020 Left hand fitting  
CRLE 030 Right hand fitting

Universal Trailer Applications

E Approved

Triangular reflector



Rear lens	Universal trailer application
Dimensions	466 x 130 x 81mm

## LIGHTING

## TRUCK / TRAILER REAR LAMPS

**CRL 1** Right or left hand fitting without number plate lamp  
**CRL 2** Right or left hand fitting with number plate lamp

Universal



E Approved

Rear lamp	Rear combination lamp, universal application
Mounting	Attachment: 2 x M6 studs
Connection	Connection: Direct cable entry
Dimensions	Dimensions: Diameter 140 mm, depth 35 mm
Bulbs	2 x 21wBA & 1 x 21/5w

**CRRL 21** Reverse lamp



E Approved

Universal

Rear lamp	Reverse lamp, universal application
Mounting	Attachment: 2 x M6 studs
Connection	Connection: Direct cable entry
Dimensions	Dimensions: Diameter 140 mm, depth 35 mm
Bulbs	1 x 21w BA

**CRFL 22** Rear fog lamp



E Approved

Universal

Rear lamp	Rear fog lamp, universal application
Mounting	Attachment: 2 x M6 studs
Connection	Connection: Direct cable entry
Dimensions	Dimensions: Diameter 140 mm, depth 35 mm
Bulbs	1 x 21w BA

**CFL 24** Rear Indicator Lamp



E Approved

Universal

Rear lamp	Amber Indicator Lamp, universal application
Mounting	Attachment: 2 x M6 studs
Connection	Connection: Direct cable entry
Dimensions	Dimensions: Diameter 140 mm, depth 35 mm
Bulbs	1 x 21w BA 155

**LIGHTING**

**TRAILER REAR LAMPS**

- CRL 40** LH with reverse and number plate lamp
- CRL 41** LH with reverse, no number plate lamp
- CRL 42** RH with fog and number plate lamp
- CRL 43** RH with fog, no number plate lamp
- CRLE 45** LH replacement lens with reverse

Universal

E Approved

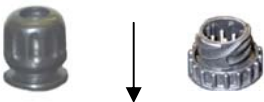


Rear lamp	Rear trailer combination lamp,
Mounting	2 x M6 studs
Connection	Direct cable entry grommet
Dimensions	239 x 139 x 59 mm
Bulbs	2 x 21wBA & 1 x 21/5wBA

- CRL 32** LH fitting with fog & reverse lamps no number plate lamp, Cable entry
- CRL 33** RH fitting with fog & reverse lamps no number plate lamp, Cable entry
- CRL 91** LH fitting with fog & reverse lamps no number plate lamp, DIN socket
- CRL 92** RH fitting with fog & reverse lamps no number plate lamp, DIN socket
- CRLE 7** Left hand replacement lens

Universal

E Approved



Rear lamp	Rear trailer combination lamp
Mounting	2 x M6 studs
Connection	Direct cable entry or DIN socket
Dimensions	439 x 145 x 82mm
Bulbs	3 x 21w BA 2 x 21/5w BA 1 x 5w BA

- CRL 22** Left hand fitting with fog & number plate lamp

Universal

E Approved



Rear lamp	Rear trailer combination lamp horizontal mounting
Mounting	2 x M5 bolts 55mm centres
Connection	Direct cable entry with grommet
Dimensions	W189.5 x H 97 x D 57
Bulbs	12 or 24volt 2 x 21w BA 15s, 1 x 21w BA 15d

- CRL 62** Left hand fitting with reverse lamp no number plate lamp
- CRL 61** Right hand fitting with fog lamp no number plate lamp
- CRLE 51** Left hand lens with reverse lamp

Universal

E Approved



Rear lamp	Rear combination lamp
Mounting	2 x studs at 152mm centres
Connection	Direct cable entry with grommet
Dimensions	237 x 109 x 61
Bulbs	1 x 21/5w BA 2 x 21w BA 12 or 24 volt

Other lamp configurations and connectors available to special order, for further information contact Camelot sales.

## LIGHTING

## TRAILER REAR LAMPS

CRL 350 RH fitting with number plate lamp  
CRL 150 LH fitting with number plate lamp  
CRLE 210 RH Lens  
CRLE 001 LH Lens

E Approved



E

**NEW**  
**CENTURION TL LAMP**

Universal  
Applications

Rear lamp	Multifunction rear lamp with LED side marker
Mounting	2 x M6 studs @ 152mm centres
Connection	Direct cable entry gland type
Dimensions	W 240 x H x 131 x D 81mm
Bulbs	3 x 21W BA, 1 x 21/5W BA 1 x 5W BA 12 or 24 volt

CRL 160 RH or LH fitting with reverse lamp  
CRL 161 RH or LH fitting with rear fog lamp  
CRLE 16 Lens with reverse lamp  
CRLE 17 Lens with rear fog lamp

E Approved



E

Universal

Rear lamp	Multifunction rear lamp
Mounting	
Connection	Direct cable entry
Dimensions	W 204 x H x 65.6 x D 70 mm
Bulbs	1 x 21/5W BA, 2 x 10W BA 12 or 24 volt

CRL 801 RH or LH  
CRLE 80 RH or LH fitting

E Approved



E

Universal

Rear lamp	Stop /tail / indicator
Mounting	2 x M5 studs @ 55mm centres
Connection	Direct cable entry
Dimensions	W 108 x H106 x D 52mm
Bulbs	1 x 21W BA 1 x 21/5W BA

CFML 1 RH or LH fitting Stop/tail /indicator  
CRLE 210 Amber lens  
CRLE 211 Red lens

E Approved



E

Universal

Rear lamp	Flexible hinged mounting , rear lamp
Mounting	3 x 6.2mm holes @ 35.5mm centres
Connection	Direct cable entry
Dimensions	Lamps only W110 x H 99 x D 68mm
Bulbs	21W BA ,21/5W BA

CFML 2 RH or LH fitting  
CFML 3 RH or LH fitting  
CRLE 211 Red lens  
CRLE 210 Amber lens  
CRLE 212 Clear lens

E Approved



E

Universal

Rear lamp	Flexible hinged mounting, rear lamp
Mounting	3 x 6.2mm holes at 35.5mm centres
Connection	Direct cable entry
Dimensions	Lamps only W 110 x H 99 x D 68mm
Bulbs	21W BA, 21/5W BA



## LIGHTING

## TRAILER REAR LAMPS

CRML 5 RH or LH fitting With reverse lamp  
 CRML 6 RH or LH fitting With fog lamp  
 CRLE 210 Amber lens  
 CRLE 212 Clear lens  
 CRLE 211 Red lens

L,m

Universal



E Approved



Rear lamp	Rigid metal module rear lamp with Reflector
Mounting	3 x 6.2mm holes at 35.5mm centres
Connection	Direct cable entry
Dimensions	Lamps only W 110 x H 99 x D 68mm
Bulbs	21W BA, 21/5W BA

CRL 100C reverse lamp clear lens  
 CRL 100A indicator lamp amber lens  
 CRL 100R rear fog lamp red lens  
 CRL 100RB position /brake lamp red lens

CRLE 210 Amber lens  
 CRLE 211 Red lens  
 CRLE 212 Clear lens

Universal



E Approved

Rear lamps	Recessed hole fitting lamps
Mounting	4 x pre drilled holes for self tapping screws
Connection	Direct cable entry
Dimensions	Overall W 110 x H 99, Recess depth =47mm
Bulbs	21W BA or 21/5W BA



## LED INFORMATION

### LED - LIGHT EMITTING DIODE

*21st century replacement for the incandescent bulb.*

*Most items available for use in 12 or 24 volt applications ( voltage operating range 10 to 30volts). Where only suitable for one voltage this is indicated in the lamp details.*

**E Approved**

*Certain products available for in a choice of lens colours for emergency vehicle applications.*

### LONGER LIFESPAN

*LED's have an average 100,000 hour lifespan as opposed to the average of 2000 hours for a normal incandescent bulb, resulting in reduced maintenance costs both in terms of replacement bulb costs and manpower / vehicle downtime.*



### MORE ENERGY EFFICIENT

*Low current consumption resulting in reduced current drain on vehicle batteries.*

*Low heat UV output levels make for safer operation.*

*Brighter light for less power.*



### ROBUST CONSTRUCTION

*No filaments to burn out or break due to vibration.*

*No fragile bulb glass to break, LED's are encapsulated in a tough clear resin with fully potted electronics to provide IP67 or IP68 conformity for submersible lamps.*

**LIGHTING**

**LED REAR LAMPS**

**CRFL 600** Combination fog / reverse lamp  
**CRLE 610** Clear lens

LED

E Approved

3 year manufacturers warranty



Lamp on



Lamp off

New generation Super bright LEDs  
Potted in alloy heat sink



Modular lamp construction allows replacement of individual function LED's in the event of malfunction or lamp damage

**NEW TRYST LAMP**

Universal Applications

12 or 24 volt operation

Rear lamp	Hamburger type combined rear fog / reverse lamp
Mounting	Attachment: 2 x M6 studs at 45mm centres
Connection	Direct cable entry
Dimensions	Dimensions: Diameter 140 mm, depth 86.5 mm
LEDS	2 x reverse, 2 x fog, voltage operating range 10 to 30 volts

**CRL 490** Right hand fitting multifunction LED trailer lamp  
**CRL 492** Left hand fitting multifunction LED trailer lamp  
**CRLE 902** Right hand lens  
**CRLE 900** Left hand lens

LED

E Approved

3 year manufacturers warranty

Ultra slim casing only 47mm



New generation Super bright LEDs  
Potted in alloy heat sink



Modular lamp construction allows replacement of individual function LED's in the event of malfunction or lamp damage

**NEW SENTINEL TL LAMP**

Universal Applications

12 or 24 volt operation

Rear lamp	Combination rear lamp with triangular reflex reflector
Mounting	Attachment: 2 x M6 studs at 152mm centres
Connection	Direct cable entry gland type
Dimensions	Width 240 x height 130 x depth 47mm
LEDS	2 x indicator, 2 x reverse, 2 x rear fog, 2 x stop/tail

**CRL 460** Right hand fitting multifunction LED lamp  
**CRL 440** Left hand fitting multifunction LED lamp  
**CRLE 906** Right hand lens  
**CRLE 904** Left hand lens

LED

E Approved

3 year manufacturers warranty

Ultra slim casing only 47mm



New generation Super bright LEDs  
Potted in alloy heat sink



Modular lamp construction allows replacement of individual function LED's in the event of malfunction or lamp damage

**NEW SENTINEL TR LAMP**

Universal Applications

12 or 24 volt operation

Rear lamp	Combination rear lamp with rectangular reflex reflector
Mounting	Attachment: 2 x M6 studs at 152mm centres
Connection	Direct cable entry gland type
Dimensions	Width 240 x height 130 x depth 47mm
LEDS	2 x indicator, 2 x reverse, 2 x rear fog, 2 x stop/tail

## LIGHTING

## LED REAR LAMPS

## CRL 35 Right or left hand fitting red / amber lens clear LED's

Universal Applications



3 year manufacturers warranty

E Approved

LED version of the popular hamburger type lamp  
With coloured or clear lens.  
Can be mounted in series.  
No number plate lamp fitted.  
Suitable for 12 or 24 volt operation



CRL 35



CRL 35C

Stop Indicator

Rear lamp	Multifunction truck/ trailer lamp
Mounting	2xM6 studs @ 44mm centres
Connection	Direct cable entry to 4 x male spade connectors mounted on Potted LED unit
Dimensions	Dia 140 x depth 86mm
LED	Voltage operating range 10 to 30 volts
Ingress protection	IP 67 rated

## CRL 39 Right or left hand fitting

Universal Applications



E Approved

LED version of the popular hamburger type lamp  
With coloured lens.  
No number plate lamp fitted.  
24 volt operation only

NEW



24 VOLT DC APPLICATIONS ONLY

Rear lamp	Multifunction truck / trailer lamp
Mounting	2xM6 studs @ 44mm centres
Connection	Complete cable tail, length 37cm
Dimensions	Dia 140 x depth 80mm
LED	Voltage 24 volts only

## CRRL 100 Reverse lamp

\*Lens not serviced as separate item

Universal Applications



E Approved

24 VOLT DC APPLICATIONS ONLY



Rear lamp	Reverse lamp, universal application
Mounting	Attachment: 2 x M6 studs at 44mm centres
Connection	Direct cable entry 0.3m cable already connected
Dimensions	Dimensions: Diameter 140 mm, depth 80 mm
LED	63 x LEDs

## CRFL 101 Rear fog lamp

\*Lens not serviced as separate item

Universal



E Approved

24 VOLT DC APPLICATIONS ONLY



Fog lamp	Rear fog lamp, universal application
Mounting	Attachment: 2 x M6 studs at 44mm centres
Connection	Direct cable entry
Dimensions	Dimensions: Diameter 140 mm, depth 80 mm
LED	



**LIGHTING**

**LED REAR LAMPS**

**CRL 99** Right or left hand fitting  
**CRL 99 CL** Right or left hand fitting

*Tough, rugged and compact LED lamp for use on vehicle /trailer applications that are on occasions subjected to water submersion or operate in areas of extreme conditions ,or just simply, where a virtually maintenance free compact rear lamp unit is required.*

Universal Applications



CRL 99



CRL 99 CL



Lamp Illuminated

New version available **CRL99CL**  
Lamp bezel clear as opposed to black

Rear lamp	Multifunction lamp
Mounting	2xM6 studs @ 60mm centres
Connection	Fitted cable 0.5m
Dimensions	L167 x W67 x D56mm
LED	Voltage operating range 10 to 30 volts

**CRL 36** Right or left hand fitting




E Approved

5 year manufacturers warranty

Universal Applications

Indicator Stop/tail Reverse



Reflectors

*Ultra slim multifunctional lamp with virtually indestructible polycarbonate lens. Suitable for mounting in restricted spaces*

Rear lamp	Ultra slim Multifunction lamp
Mounting	2xM6 studs @ 116mm centres
Connection	Fitted cable 0.5m with bullet connectors
Dimensions	273 x 97 x 35
LED	Voltage operating range 10 to 30 volts

**CPL 1** Right or left hand fitting



Coloured lens version

E Approved

Universal Applications



Reverse	Position
Reflector	Stop
	Indicator

Rear lamp	Ultra slim Multifunction pod lamp
Mounting	2 x M8 studs @ 152mm centres
Connection	Direct cable entry
Dimensions	336 x 151 x 66.6
LED	Voltage operating range 10 to 30 volts

**CPL 2** Right or left hand fitting



Clear lens version

E Approved

Universal Applications



Fog	Position
Reverse	Stop
	Indicator

Rear lamp	Ultra slim Multifunction pod lamp
Mounting	2 x M8 studs @ 152mm centres
Connection	Direct cable entry
Dimensions	336 x 151 x 66.6
LED	Voltage operating range 10 to 30 volts

**LIGHTING**

**LED LAMPS**

**CRR 670** Reverse lamp  
**CRL 672** Rear position/stop lamp  
**CFL 671** Indicator lamp  
**CRFL 675** Rear fog lamp

**CRLE 6700** Clear lens  
**CRLE 6705** Red lens  
**CRLE 6701** Amber lens  
**CLB 22** Bracket



**3 year manufacturers warranty**

**E Approved**

New generation Super bright LEDs  
 Potted in alloy heat sink



Modular lamp construction allows replacement of individual function LED's in the event of malfunction or lamp damage

**NEW ELLIPSOID LAMP**

Universal Applications

12 or 24 volt operation



Reverse lamp



Rear fog lamp



Indicator lamp



Rear position/stop lamp



Optional bracket

Ellipsoid lamps	Reverse, Rear fog & indicator
Mounting	2 x M6 studs @ 45mm centres
Optional bracket	Hanging bracket, 0.5 mm Ø holes at 3 x centres. 30, 47,56 mm
Connection	Direct cable entry with 2 core cable pre wired length 0.44m
Dimensions	Width 110 x height 55 x depth 69mm
LED	2 x Super bright LED's

**CML 680** Front position lamp  
**CML 682** Rear position lamp  
**CML 681** Side marker lamp



**E Approved**

12 or 24 volt operation

**NEW CYCLOP MARKER LAMP**

Universal Applications



Front position lamp  
 No reflex reflector



Rear position lamp  
 No reflex reflector



Side marker lamp  
 No reflex reflector  
 Category SM1

Cyclop lamps	Front position, Rear position, Side marker category SM1
Mounting	2 x 4.7Ø screw holes @ 40mm centres
Connection	Direct cable entry with 2 core cable pre wired length 0.5m
Dimensions	Width 59 x height 36 x depth 27 mm
LED	Standard LED's Amber x 3, Red x 3, Clear x 1

**LIGHTING**

**LED MARKER LAMPS**

**CML 11** Right or left hand fitting 24 volt LED

**E Approved**

Universal Applications



Side marker	Amber lens. Universal application
Mounting	Flush mount direct to bodywork
Connection	Direct cable entry
Dimension	114 x 54 x 23mm
LED	24 volt LED

**CML 6** Right or left hand fitting 24 volt LED

**E Approved**

Universal Applications



Side marker	Amber lens. Universal application
Mounting	Right angled pendant bracket
Connection	Direct cable entry
Dimension	114 x 54 x 23mm
LED	24 volt LED

**CML 5** Right or left hand fitting 24 volt LED  
**CML 512** Right or left hand fitting 12 volt LED

**E Approved**

Universal Applications



Side marker	Amber lens. Universal application
Mounting	Flush mount direct to bodywork
Connection	Direct cable entry
Dimension	114 x 54 x 23mm
LED	12 or 24 volt LED

**CML 344** Right or left hand fitting 24 volt LED

**E Approved**

Universal Applications



Side marker	Amber lens. Universal application
Mounting	Flush mount direct to bodywork
Connection	Direct cable entry
Dimension	114 x 54 x 23mm
LED	24 volt LED

**CML 18** Red Lens **CML 19** Amber Lens **CML 20** Clear Lens

**E Approved**

Universal Applications



Side marker	Red/Amber/clear lens. Universal application
Mounting	2x self tapping screws with gasket
Connection	500mm long cable pre wired internally
Dimension	104 x 36 x 20mm
LED	12/24 volt LED

**CML 82** Red Lens **CML 91** Amber Lens **CML 21**

**E Approved**

Universal Applications



Side marker	Red/Amber/clear lens.
Mounting	2x self tapping screws with gasket
Connection	3500mm long cable pre wired internally
Dimension	W 114 mm
LED	24 volt LED

## LIGHTING

## LED MARKER LAMPS

## CML 001 Right or left hand fitting 24 volt LED



E Approved

Universal Applications



Front marker	Clear lens. Universal application
Mounting	Right angled pendant bracket
Connection	2 pin socket
Dimension	104 x 36 x 14mm
LED	12 or 24 volt LED

## CML 111 Right or left hand fitting 24 volt LED



E Approved

Universal Applications



Rear marker	Red lens. Universal application
Mounting	Right angled pendant bracket
Connection	2 pin socket
Dimension	104 x 36 x 14mm
LED	12 or 24 volt LED

## CML 101 Right or left hand fitting 24 volt LED



E Approved

Universal Applications



Side marker	Amber lens. Universal application
Mounting	Right angled pendant bracket
Connection	2 pin socket
Dimension	104 x 36 x 14mm
LED	12 or 24 volt LED

## CML 60 Right or left hand fitting 24 volt LED



E Approved

Universal Applications



Side marker	Amber lens. Universal application
Mounting	Right angled pendant bracket
Connection	Bi polar 533mmlong cable with heavy duty snap connector& 2 pin DIN socket
Dimension	95 x 36 x 14mm
LED	24 volt LED

## CML 80 Right or left hand fitting 24 volt LED



E Approved

Universal Applications



Side marker	Amber lens. Universal application
Mounting	Flush mount direct to bodywork
Connection	Bi polar 533mm long cable with AMP Super seal & 2 pin DIN socket
Dimension	95 x 36 x 14mm
LED	24 volt LED



## LIGHTING

## LED MARKER LAMPS

## CML 71 Right or left hand fitting 24 volt LED



E Approved

Universal Applications



Side marker	Amber lens. Universal application
Mounting	Right angled pendant bracket
Connection	Bi polar 533mm long cable with AMP Super seal & 2 pin DIN socket
Dimension	95 x 36 x 14mm
LED	24 volt LED

**CML 16/12** Right or left hand fitting 12 volt amber lens  
**CML 16** Right or left hand fitting 24 volt LED Amber lens


E Approved

Universal Applications



Side marker	Amber/red lens. Universal application
Mounting	Right angled pendant bracket
Connection	500mm long cable pre wired internally
Dimension	104 x 36 x 19mm
LED	12 or 24 volt LED

## CML 31 Right or left hand fitting 24 volt LED



E Approved

Universal Applications



Side marker	Clear lenses. Red/white illumination
Mounting	Metal reinforced rubberbase plate with screw holes
Connection	500mm long cable pre wired internally
Dimension	Base plate 100x52mm lens outer Ø 50mm
LED	24 volt LED

## CML 32 Right hand fitting 24 volt LED



E Approved

Universal Applications



Side marker	Clear lens. Red/white illumination
Mounting	Metal reinforced base plate with screw holes
Connection	500mm long cable pre wired internally
Dimension	Overall length 191mm lens outer Ø 50mm
LED	24 volt LED

## CML 34 Right hand fitting 24 volt LED



E Approved

Universal Applications



Side marker	Clear lenses. Red/white illumination
Mounting	Metal reinforced base plate with screw holes
Connection	500mm long cable pre wired internally
Dimension	60 deg angle overall length 191mm lens outer Ø 50mm
LED	24 volt LED

## LIGHTING

## LED MARKER LAMPS/MISC LED LAMPS

## CML 38 Right or left hand fitting 24 volt LED



Pre wired flat cable connector

E Approved

Universal Applications

Side marker	Yellow octagonal lenses. Red /white illumination
Mounting	Metal reinforced baseplate with screw holes
Connection	700mm long pre wired cable with connector
Dimension	Overall length 115mm
LED	24 volt LED

## CML 37 Right or left hand fitting 24 volt LED



Pre wired flat cable connector

E Approved

Universal Applications

Side marker	Yellow octagonal lenses. Red /white illumination
Mounting	Metal reinforced baseplate with screw holes
Connection	700mm long pre wired cable with connector
Dimension	72 deg angle
LED	24 volt LED

## CML 36 Right or left hand fitting 24 volt LED



Pre wired flat cable connector

E Approved

Universal Applications

Side marker	Yellow octagonal lenses. Red /white illumination
Mounting	Metal reinforced baseplate with screw holes
Connection	700mm long pre wired cable with connector
Dimension	90 Ø angle
LED	24 volt LED

## CBL 98



E Approved

High level brake lamp internal or external use.  
Available to special order for 24 volt use.  
Available to special order with clear, amber or blue lens.

Universal Applications



LED Brake lamp	Black plastic housing
Mounting	2 x self tapping screws. Rotating end mounts
Connection	2 pole potted lead 2m length
Dimension	Overall width 170mm
LED	12 volt x 24 LED'S

CBL 99 C Clear lens  
CBL 99 R Red lens

E Approved

Universal Applications



LED Brake lamp	Black plastic housing
Mounting	2 x self tapping screws. Rotating end mounts
Connection	2 pole potted lead 2m length
Dimension	Overall width 358 mm
LED	12 volt x 28 LED'S

**LIGHTING**

**BULB MARKER LAMPS**

**CML 589** Right or left hand fitting

IVECO  
Applications

E Approved



Front/ rear marker	End outline marker lamp red lens only
Mounting	Flexible rubber mount 2 x screw holes
Connection	Bi polar wires through base of lamp L = 0.4m
Dimension	H 85 mm base 94 x 43.6mm o/depth 53mm
Bulb	1 x 5w BA 12 or 24 volt

**CML 1** Right or left hand fitting  
**CMLL 1** Replacement lens clear  
**CMLL 2** Replacement lens red

Universal  
Applications

E Approved



Front/ rear marker	Clear / red lens. Universal application
Mounting	Flexible angled rubber mount 2 x screw holes
Connection	Bi polar wires through base of lamp
Dimension	Overall length base to outer edge of lamp 177mm
Bulb	1 x 5w BA 12 or 24 volt

**CML 8** Right or left hand fitting  
**CMLL 1** Replacement lens clear  
**CMLL 2** Replacement lens red

Universal  
Applications

E Approved



Front/ rear marker	Clear / red lens. Universal application
Mounting	Flexible angled rubber mount 2 x screw holes
Connection	Bi polar wires through base of lamp
Dimension	Overall length base to outer edge of lamp 190mm
Bulb	1 x 5w BA 12 or 24 volt

**CML 2** Right or left hand fitting  
**CMLL 1** Replacement lens clear  
**CMLL 2** Replacement lens red

Universal  
Applications

E Approved



Front/ rear marker	Clear / red lens. Universal application
Mounting	Flexible angled rubber mount 2 x screw holes
Connection	Bi polar wires through base of lamp
Dimension	Overall length base to outer edge of lamp 192mm
Bulb	1 x 5w BA 12 or 24 volt

**CML 10** Right or left hand fitting  
**CMLL 1** Replacement lens clear  
**CMLL 2** Replacement lens red

Universal  
Applications

E Approved



Front/ rear marker	Clear / red lens. Universal application
Mounting	Flexible angled rubber mount 2 x screw holes
Connection	Bi polar wires through base of lamp
Dimension	Overall length base to outer edge of lamp 158mm
Bulb	1 x 5w BA 12 or 24 volt

## LIGHTING

## BULB MARKER LAMPS

**CML 9** Right or left hand fitting  
**CML 1** Replacement lens clear

Universal  
Applications

E Approved



Front/ rear marker	Clear / red lens. Universal application
Mounting	Flexible angled rubber mount 2 x screw holes
Connection	Bi polar wires through base of lamp
Dimension	Base to top of lamp 71.5mm
Bulb	1 x 5w BA or 21 / 5w BA 12 or 24 volt

**CML 12** Right hand fitting  
**CML 13** Left hand fitting

IVECO  
Applications



Rear / side marker	Amber / red lens. Iveco applications
Mounting	Spring loaded angled mount, 2 x M7 holes
Connection	Bi polar cable with Iveco socket
Dimension	248 x 180 x 124 (base) mm,
Bulb	1 x 5w BA

**CML 4** Right or left hand fitting Amber lens  
**CML 4C** Right or left hand fitting Clear lens

Universal  
Applications

E Approved



Side marker	Amber lens. Universal application
Mounting	Flush mount direct to bodywork
Connection	Direct cable entry
Dimension	86 x 38 x 22mm
Bulb	1 x C5w (11 x 36) SV 8.5 12 or 24 volt

**CML 3** Right or left hand fitting

E Approved

Universal  
Applications



Side marker	Amber lens. Universal application
Mounting	Right angled pendant bracket
Connection	Direct cable entry
Dimension	86 x 38 x 22mm (not inc bracket)
Bulb	1 x C5w (11 x 36) SV 8.5 12 or 24 volt

**CML 22C** Clear lens  
**CML 22A** Amber lens  
**CML 22R** Red lens  
**CML 22G** Green lens  
**CML 22Y** Yellow lens

E Approved

Universal  
Applications



Front/ rear marker	Front and rear outline markers
Mounting	2 holes in base at 40mm centres
Connection	Direct cable entry
Dimension	L 100 x H 75 x Dia 75 reducing to 54mm
Bulb	R5w BA 15s 12 or 24 volt

**LIGHTING**

**BULB MARKER LAMPS**

**CML 24** Right or left hand fitting amber lens  
**CML 25** Right or left hand fitting red/clear lens

**E Approved**

Universal Applications




Side marker	Amber or red/clear
Mounting	Flush mount self tappers
Connection	Direct cable entry
Dimension	W 105 x H 46 D 43mm
Bulb	BA 9S 5w 12 or 24volt

**CML 170** Right or left hand fitting AMP Super seal connector

**E Approved**

DAF  
IVECO



Side marker	Amber side marker
Mounting	Flush 2 hole mounting
Connection	AMP Super seal / JPT connector with bulb holder
Dimension	W 84 x H 50 x D 18mm
Bulb	CML 170 W3W CML 120 W5W

**CML 99** Right or left hand fitting

**E Approved**

IVECO



Side marker	Amber side marker
Mounting	2 x M5 studs
Connection	AMP Super seal connector with bulb holder
Dimension	84 x 43 x 38mm
Bulb	W5W bulb



**LIGHTING**

**REFLEX REFLECTORS**

CR 1 Clear  
CR 2 Amber



**E Approved**



W 72 x H 43mm

Universal Applications

**Reflector mounting**  
Pre drilled holes .  
Self adhesive backing supplied.

CR 4 Clear  
CR 5 Amber



**E Approved**



W 90 x H 40mm

Universal Applications

**Reflector mounting**  
Pre drilled holes .  
Self adhesive backing supplied.

CR 7 Clear  
CR 8 Amber



**E Approved**



Ø 60mm

Universal Applications

**Reflector mounting**  
Pre drilled holes .  
Self adhesive backing supplied.

CR 1 Clear  
CR 2 Amber



**E Approved**



Reflector W 72 x H

Universal Applications

**Reflector mounting**  
Pre drilled holes .  
Self adhesive backing supplied.

**CTRR 12** Triangular reflector

**E Approved**

Universal



Reflector	Triangular Reflex reflector
Dimensions	Vertical height 138mm

**LIGHTING**

**INDICATOR LAMPS**

**CFL 281** Right hand fitting  
**CFL 280** Left hand fitting

**E Approved**

IVECO  
Eurocargo



Front Indicator lamp	IVECO Eurocargo/cargo
Connection	IVECO Bi polar socket
Dimensions	142 x 56 x 75mm
Bulb	1 x 21w BA

**CFL 21** Right hand fitting

**E Approved**

IVECO  
Eurocargo



Front indicator optical unit	IVECO Eurocargo 91 to 08/2000
Connection	Without bulb holder socket / connector
Bulb	1 x 21w BA

**CFL 41** Right hand fitting

**E Approved**

IVECO  
Eurocargo



**NEW**



Combined bulb holder & AMP super seal connector

Front indicator unit	IVECO Eurocargo 91 to 08/2000
Connection	Complete with bulb holder socket / connector
Bulb	1 x 21w BA

**CFL 43** Right or left hand fitting

**E Approved**

IVECO  
Eurocargo



**NEW**




Combined bulb holder & AMP JPT connector

Front indicator unit	IVECO Eurocargo From 01/2004
Connection	Complete with bulb holder socket / AMP connector
Bulb	1 x 24volt PY21w amber bulb

**CFL 44** Right hand fitting

**E Approved**

IVECO  
Stralis



**NEW**



Combined bulb holder & AMP super seal connector

Front indicator unit	Stralis 2003 on
Connection	Complete with bulb holder socket / AMP connector
Bulb	1 x 24volt PY21w amber bulb

## LIGHTING

## INDICATOR LAMPS

## CFL 1 Right or left hand fitting

E Approved

IVECO  
Eurocargo

Side Indicator repeater lamp	IVECO Eurocargo/Daily
Connection	IVECO Bi polar socket
Dimension	Body length 50mm
Bulb	1 x 21w BA

## CFL 317 Right or left hand fitting

E Approved

IVECO  
Eurocargo

Side Indicator repeater lamp	IVECO Eurocargo
Connection	IVECO Bi polar socket
Dimension	Body length 118mm
Bulb	1 x 21w BA

## CFL 318 Right or left hand fitting

E Approved

IVECO  
Eurocargo

Side Indicator repeater lamp	IVECO Eurocargo
Connection	IVECO Bi polar socket
Dimension	Body length 118mm
Bulb	1 x 21w BA

## CFL 15 Right hand fitting

E Approved

IVECO  
Eurotech

Side Indicator lamp	IVECO Eurotech
Connection	IVECO Bi polar socket
Bulb	1 x 21w BA

## CFL 17 Right hand fitting

E Approved

IVECO  
Eurotech

Side Indicator lamp	IVECO Eurotech
Connection	IVECO Bi polar socket
Bulb	1 x 21w BA

## LIGHTING

## INDICATOR LAMPS

**CFL 8** Right hand fitting  
**CFL 9** Left hand fitting

**E Approved**

IVECO  
Daily

Side Indicator lamp	IVECO Daily 2000 10/99-on
Connection	IVECO Bi polar socket
Bulb	1 x 21w BA

**CFL 10** Right hand fitting  
**CFL 11** Left hand fitting

**E Approved**

IVECO  
Daily



Side Indicator lamp	IVECO Daily 2000 10/99-on
Connection	IVECO Bi polar socket
Bulb	1 x 21w BA

**CFL 12** Right hand fitting

**E Approved**

IVECO  
Daily



Side Indicator lamp	IVECO Daily 2000 10/99-on
Connection	IVECO Bi polar socket
Bulb	1 x 21w BA

**CFL 50** Right hand fitting or left hand fitting

**E Approved**

DAF  
RENAULT



Side Indicator lamp	DAF 45/55 LF Renault Premium
Connection	Without bulb holder
Bulb	1 x 21w BA

**CFL 2** Right hand fitting

**E Approved**

MERCEDES  
Sprinter



Front Indicator lamp	Mercedes Sprinter T1N (208D-314) 1995 on, clear lens
Connection	Bulb holder with 2 spade terminals
Bulb	1 x 21w BA 15S

## LIGHTING

## INDICATOR LAMPS

CFL 6 Right hand fitting  
CFL 7 Left hand fitting

E Approved

MERCEDES  
Vito

Front Indicator lamp	Mercedes Vito amber lens
Connection	Bulb holder with 2 spade terminals
Bulb	1 x 21w BA 15S

CFL 48 Right hand fitting  
CFL 49 Left hand fitting

E Approved

MERCEDES  
Actros



Indicator lamp optical unit	Mercedes Actros 1996 on
Connection	Bulb holder not supplied
Bulb	

CFL 51 Right or left hand fitting

E Approved

MERCEDES  
Axor



Indicator lamp optical unit	Mercedes Actros 1996 on
Connection	Bulb holder not supplied
Bulb	

CFL 232 Right hand fitting  
CFL 242 Left hand fitting

E Approved

SCANIA  
4 series



Indicator lamp optical unit	Scania 4 series
Connection	Bulb holder not supplied
Bulb	

CFL 53 Right hand fitting  
CFL 54 Left hand fitting

E Approved

VOLVO  
FM, FH



Indicator lamp optical unit	Volvo FM , FH
Connection	With bulb holder/Volvo connector
Bulb	24volt



**LIGHTING**

**INDICATOR/ MISCELLANEOUS ITEMS**

**CFLE 49** Front indicator lens

**E Approved**

ERF Applications



Front Indicator lamp lens only	ERF EC series
--------------------------------	---------------

**CFL 52** Right or left hand fitting

**E Approved**

VOLVO FL



**NEW**

Indicator lamp optical unit	Volvo FL 2000 -on
Connection	Bulb holder not supplied
Bulb	

**CFL 4** Right hand fitting

**E Approved**

VOLVO FL10



**NEW**

Indicator lamp optical unit	Volvo FL 10 1995 on
Connection	Bulb holder not supplied
Bulb	

**CFL 46** Right hand fitting

**E Approved**

VOLVO FH12



**NEW**

Indicator lamp optical unit	Volvo FH 12 1998 to 2002
Connection	Bulb holder not supplied
Bulb	

**CWH 1** Right or Left hand fitting

**E Approved**

SCANIA 4 Series



Indicator / sidelight optical unit Wiring harness	Scania 4 Series
Bulbs	2x21w BA, 2x5w BA

## LIGHTING

## INDICATOR/ MISCELLANEOUS ITEMS

## CSL 200 Right or Left hand fitting



E Approved

DAF  
LFCombined bulb holder &  
AMP JPT connector

Cab step lamp	DAF LF
Connection	Combined bulb holder/ AMP JMT connector
Bulb	24volt W5W capless wedge

## CNL1 Right or Left hand fitting

Universal



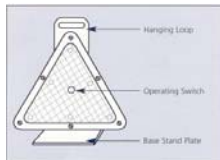
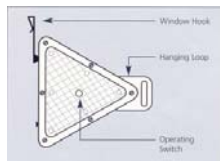
No plate lamp	Polypropylene casing
Connection	Direct cable entry
Bulb	C5W (11x36) SV 8.5

## CNL2



No plate lamp	Polypropylene angled housing
Connection	500mm cable tail
LED	10 to 28v operating range

## CHT 1A



Compact battery operated LED Hazard warning triangle suitable for use in situations where there is a short term requirement to indicate hazards indoor or outdoor.

The triangle can be attached to suitable metal surfaces magnetically or attached to objects using the hanging loop / window bracket, there is also a base plate to allow free standing of the triangle.

Power source	2 x AA alkaline batteries
Dimensions	154 x 154mm

## LIGHTING

## ABS WARNING LAMPS/ INTERIOR LIGHTS

## CABS 378

E Approved

Universal applications



ABS warning lamp	Green lens, universal application
Mounting	Surface mount, self tapping screws
Connection	Bi polar wires from push and twist bulb holder
Dimensions	84 x 48 x 38mm
Bulb	1 x W5W 12 or 24 volt

## CABS 375

E Approved

Universal applications



ABS warning lamp	Green lens, universal application
Mounting	Surface mount, 2 x M5 studs
Connection	Bi polar wires from push and twist bulb holder
Dimensions	84 x 48 x 38mm
Bulb	1 x W 5W 12 or 24 volt

## CABS 381

E Approved

Universal applications



ABS warning lamp	Green lens, universal application
Mounting	Surface mount, self tapping screws
Connection	Bi polar wires from push and twist bulb holder
Dimensions	84 x 48 x 9mm
Bulb	1 x W5W 12 or 24volt

## CIL 1 Without switch

Universal applications



Interior lamp	Flush surface fitting
Mounting	Self tapping screws
Connection	Bi polar Internal spade connections
Dimensions	Overall diameter 184mm
Bulb	12 or 24volt BA 15 s 15 or 21 watt qty x 2

## CIL 3

Universal applications



Interior lamp	Flush surface fitting no switch
Mounting	Self tapping screws
Connection	Bi polar internal spade connections
Dimensions	Overall diameter 184mm,
Bulb	12 or 24 volt BA 15 s, 15 or 21watt qty x 2

**LIGHTING**

**INTERIOR LAMPS**

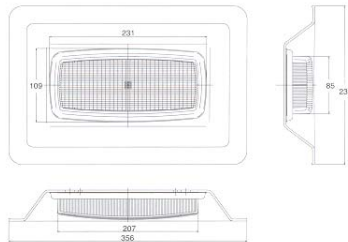
**CIL 4**



Universal applications

Interior lamp	Recessed fitting no switch
Mounting	Tolerance fit into 178mm diameter openings
Connection	Bi polar Internal spade connections
Dimensions	Overall diameter 218mm
Bulb	12 or 24volt BA 15 s 15 or 21 watt qty x 2

**CIL 5**



Universal applications

Interior lamp	Un-switched lamp with moulded plate for recess fitting
Connection	Internal spade connections
Bulb	2 x 21w BA 12 or 24 volt operation

**CIL 6 8 watt LED lamp**  
**CIL 7 13 watt LED lamp**

**12 VOLT DC APPLICATIONS ONLY**

Universal applications



Interior lamp	LED interior strip lamp switched
Connection	Supplied with 2 metre of twin core cable
Dimensions	CIL 6 360 x 76 x 44mm CIL 7 580 x 96 x 44mm

**CIL 8 switched clear lens**  
**CIL 9 no switch clear lens**  
**CIL 10 switched blue lens**

Universal applications



Switched version has on/off switch and switch for 2 levels of light intensity

Available with clear or blue lens  
4 x high power LED's

CIL 8 switched clear lens



CIL 9 no switch clear lens



CIL 10 switched blue lens



Interior lamp	LED interior lamp switched
Connection	Spade terminals
Dimensions	212.6 x 63.3 x 36.7 mm
LED	Voltage operating range 10 to 24 volts

## LIGHTING

## AUXILIARY LAMPS

## CLD 02

E Approved NO

Universal applications



Drive lamp	Slimline black metal housing
Mounting	Rotate and tilt mount
Connection	Direct cable entry
Dimension	176mm diameter
Bulb	H3 12 or 24 volt

## CLD 05

E Approved

Universal applications



Drive lamp	Black metal housing
Mounting	Rotate and tilt mount
Connection	Direct cable entry
Dimension	176mm diameter
Bulb	H3 12 or 24 volt

## CLD 06

E Approved NO

Universal applications

HI / LO  
BEAM

Drive lamp	Black metal housing. Hi / LO beam
Mounting	Rotate and tilt mount
Connection	Direct cable entry
Dimension	181mm diameter
Bulb	H4 P43T or P45T

## CLD 08

E Approved NO

Universal applications



Drive lamp	Black metal housing
Mounting	Rotate and tilt mount
Connection	Direct cable entry
Dimension	218mm diameter
Bulb	H3 12 or 24 volt

CLD 12 Drive lamp  
CLF 14 Fog lamp

E Approved

Universal applications



Drive lamp	Slimline chromed metal housing
Mounting	Rotate and tilt mount
Connection	Direct cable entry
Dimension	160mm diameter
Bulb	H3 12 or 24 volt



## LIGHTING

## AUXILIARY LAMPS

CLD 611 Drive lamp  
CLF 620 Fog lamp

E Approved

Universal applications



Drive lamp	Slimline black metal housing
Mounting	Rotate and tilt mount
Connection	Direct cable entry
Dimension	160mm diameter
Bulb	H3 12 or 24 volt

CLD 622 Drive lamp  
CLD 610 Fog lamp

E Approved

Universal applications



Drive lamp	Slimline chromed metal housing
Mounting	Rotate and tilt mount
Connection	Direct cable entry
Dimension	160mm diameter
Bulb	H3 12 or 24 volt

CLD 220

E Approved

Universal applications



Drive lamp	Black plastic housing, clear lens
Mounting	Rotate and tilt mount
Connection	Bullet connectors ( 3 x wires)
Dimension	210mm diameter
Bulbs	H3 24 volt 70w & 5w sidelight bulbs

CLD 220BL

E Approved

Universal applications



Drive lamp	Black plastic housing, blue tinted lens
Mounting	Rotate and tilt mount
Connection	Bullet connectors (3 x wires)
Dimension	210mm diameter
Bulbs	H3 24 volt 70w & blue 5w

CLD 225 Clear lens  
CLD 225BL Blue lens

E Approved

Universal applications



Drive lamp	Stainless steel housing
Mounting	Rotate and tilt mount
Connection	Bullet connectors ( )
Dimension	185mm diameter
Bulbs	H1 24 volt 70w & blue 5wBA

## LIGHTING

## AUXILIARY LAMPS

**CLD 26** Clear lens drive lamp  
**CLD 26Y** Yellow lens drive lamp  
**CLF 25** Clear lens fog lamp

Universal applications



E Approved

LENS COLOURS



Drive lamp	Black plastic housing
Mounting	Rotate and tilt mount
Connection	Direct cable entry
Dimension	242 x 133 x 88mm
Bulbs	H3 12 or 24 volt, T10 5 watt capless pilot lamp bulb

**CLD 27** Clear lens 24 volt  
**CLD 27Y** Yellow lens 24 volt  
**CLD 28** Clear lens 12 volt

Universal applications



E Approved

LENS COLOURS



Drive lamp	Black plastic housing
Mounting	Rotate and tilt mount
Connection	500mm length 3 core wire tail with male spade connectors
Dimension	222mm diameter
Bulbs	H1 12v 55w, pilot W10W 5watt H1 24v 70w, pilot W10W 3watt

**CLD 27BL** Blue lens 24 volt

Universal applications



E Approved

LENS COLOURS



Drive lamp	Black plastic housing/ grey rim
Mounting	Rotate and tilt mount
Connection	500mm 3 core wire tail with male spade connectors
Dimension	222mm diameter
Bulbs	H1 12v 55w, pilot W10W 5watt H1 24v 70w, pilot W10W 3watt

**CLD 13C** Clear lens 24 volt LED angel eye  
**CLD 14C** Clear lens 12 volt LED angel eye

NEW

Universal applications



E Approved

LENS COLOUR



Drive lamp	Black plastic housing
Pencil beam	
Mounting	Rotate and tilt mount
Connection	500mm length 3 core wire tail with male spade connectors
Dimension	222mm diameter
Bulbs	H1 12v 55w, pilot LED angel eye H1 24v 70w, pilot LED angel eye

**CLD 13BL** Blue lens 24 volt LED angel eye

NEW

Universal applications



E Approved

LENS COLOUR



Drive lamp	Black plastic housing/ grey rim
Pencil beam	
Mounting	Rotate and tilt mount
Connection	500mm 3 core wire tail with male spade connectors
Dimension	222mm diameter
Bulbs	H1 12v 55w, Pilot LED angel eye H1 24v 70w, Pilot LED angel eye

## LIGHTING

## AUXILIARY LAMPS

## CLD 185D LH Fitting

E Approved

SCANIA  
4 series

Drive/Fog Dual lamp	Glass lens, diffuser fitted to fog reflector
Mounting	Existing cab mounts
Connection	Vehicle wiring loom
Bulbs	2 x H1 24volt 70w bulbs

## CLD 60 LH Fitting

E Approved

DAF



Drive/Fog Dual lamp	Glass lens, diffuser fitted to fog reflector
Mounting	Bumper mounting
Connection	Vehicle wiring loom AMP connector
Bulbs	2 x H1 24volt 70w bulbs

## CLF 01 Fog lamp

E Approved

Universal  
applications

Fog lamp	Slimline chrome I housing
Mounting	Rotate and tilt mount
Connection	Direct cable entry
Dimension	170mm diameter
Bulb	H3 12 or 24 volt

## CLF 10 Fog lamp black metal housing

E Approved

Universal  
applications

Fog lamp	Chrome / Black metal housing
Mounting	Rotate and tilt mount
Connection	Direct cable entry
Dimension	156 x 93mm diameter
Bulb	H3 12 volt

## LIGHTING

## AUXILIARY LAMPS

## CWL 1 Metal housing with switch

E Approved

Universal applications



Work lamp	Black plastic housing with switch
Work lamp	Black metal housing with switch
Mounting	Rotate and tilt mount
Connection	Direct cable entry
Dimension	141mm lens diameter
Bulb	H3 12 or 24 volt

## CWL 3 White metal housing with switch

E Approved

Universal applications



Work lamp	White metal housing with switch
Mounting	Rotate and tilt mount
Connection	Direct cable entry
Dimension	149mm lens diameter
Bulb	H3 12 or 24 volt

## CWL 460

Universal applications



Work lamp	Black plastic housing with switch
Mounting	Rotate and tilt mount
Connection	Direct cable entry
Dimension	140mm diameter
Bulb	H3 12 or 24 volt

## CWL 4

E Approved

Universal applications



Work lamp	Black plastic housing, with switch. Honeycomb lens flood beam pattern
Mounting	Rotate and tilt mount
Connection	Direct cable entry
Dimension	W 160 x H 223 x D 86mm
Bulb	H3 12 or 24 volt

## CWL 5

E Approved

Universal applications



Work lamp	Black plastic housing with switch for work lamp illumination. Honeycomb lens flood beam pattern.
Mounting	Rotate and tilt mount
Connection	Direct cable entry
Dimension	W 160 x H 223 x D 86mm
Bulb	H3 & 21w BA-12 or 24 volt

**LIGHTING**

**AUXILIARY LAMPS**

**CWL 6**

Universal applications



**SWITCHED VERSION OF LAMP AVAILABLE TO**

Work lamp	Black plastic housing, no switch.
Mounting	Rotate and tilt mount
Connection	Direct cable entry
Dimension	W 160 x H 134 x D 86mm
Bulb	H3 12 or 24 volt

**CWL7**

Universal applications



**COMPACT WORKLAMP HEAVY DUTY CASE HONEYCOMB LENS**

Work lamp	Black plastic housing, no switch.
Mounting	Rotate and tilt mount M10 bolt
Connection	2 pin plug supplied
Dimension	W 109 x H 109 x D 80mm
Bulb	H3 12 or 24 volt

**CWL 8**

Universal applications



**NEW LED WORKLAMP LATEST GENERATION SUPERBRIGHT LED's ALLOY HOUSING**



Work lamp	Alloy casing, plastic bezel & lens
Mounting	Rotate and tilt mount M10 bolt
Connection	2 pin plug supplied
Dimension	W 181 x H 95.5 x D 65.4mm
LED	Super bright LED's 10 to 30 volt operating range



## LIGHTING

## BEACONS

## CB 260

E Approved

Approval  
ECE R 65

HALOGEN

DUAL VOLTAGE  
12 / 24 voltUniversal  
applications

Beacon	Halogen rotating amber beacon Flash rate 180per min
Mounting	Magnetic base
Connection	Dual purpose Lighter/DIN socket plug with coiled lead
Dimensions	Height 175mm Diameter 153mm
Bulb	H1 12 volt 55w or 24 volt 70w

## CB 255

E Approved

Approval  
ECE R 65

HALOGEN

DUAL VOLTAGE  
12 / 24 voltUniversal  
applications

Beacon	Halogen rotating amber beacon Flash rate 180 per min
Mounting	3 point mounting base
Connection	Dual wire
Dimension	Height 175mm Diameter 153mm
Bulb	H1 12volt 55w or 24volt 70w

## CB 122

E Approved

Approval  
ECE R 65

HALOGEN

DUAL VOLTAGE  
12 / 24 voltUniversal  
applications

Beacon	Halogen rotating amber beacon Flash rate 180 per min
Mounting	Single centre point
Connection	Dual wire
Dimension	Height 187mm Diameter 130mm
Bulb	H1 12volt 55w or 24volt 70w

## CB 202

E Approved

Approval  
ECE R 65


XE-

DUAL VOLTAGE  
12 / 24 voltUniversal  
applications

Beacon	Xenon static electronic
Mounting	Magnetic base
Connection	Dual purpose Lighter/DIN socket plug with coiled lead
Dimensions	Height 130mm Diameter 150mm
Light source	Xenon

## CB 502

E Approved

Approval  
ECE R 65

XE-

DUAL VOLTAGE  
12 / 24 voltUniversal  
applications

Beacon	Xenon static electronic
Mounting	3 point mounting base
Connection	Dual wire
Dimensions	Height 130mm Diameter 150mm
Light source	Xenon

## LIGHTING

## BEACONS

## CB 602

E Approved

Approval  
ECE R 65

XE-

DUAL VOLTAGE  
12 / 24 voltUniversal  
applications

Beacon	Xenon static electronic
Mounting	Single centre point
Connection	Dual wire
Dimensions	Height 130mm Diameter 150mm
Light source	Xenon

## CB 020

E Approved

Approval  
ECE R 65

XE-

VOLTAGE RANGE  
10 to 30 voltsUniversal  
applications

Beacon	Standard Xenon high power 14w
Mounting	Magnetic base
Connection	Dual purpose Lighter/DIN socket plug with coiled lead
Dimensions	Height 194mm x diameter 153mm
Light source	Xenon

## CB 050

E Approved

Approval  
ECE R 65

XE-

VOLTAGE RANGE  
10 to 30 voltsUniversal  
applications

Beacon	Standard Xenon high power 14w
Mounting	3 point mounting base
Connection	Dual wire
Dimensions	Height 194mm x diameter 153mm
Light source	Xenon

## CB 060

E Approved


Approval  
ECE R 65

XE-

VOLTAGE RANGE  
10 to 30 voltsUniversal  
applications

Beacon	Standard Xenon high power 14w
Mounting	Single point
Connection	Dual wire
Dimensions	Height 203mm x diameter 130mm
Light source	Xenon

## CLB 2 Magnetic Roof mounting

NOT  
E MARKED12 VOLT  
APPLICATIONSUniversal  
applications

Light bar	Front 4 x LED strobes Rear 4 x LED strobes Per side 2 x amber Halogen, 1 x clear halogen lamps
Mounting	4 x magnetic pads
Connection	12 volt cigarette lighter socket via control box
Dimensions	580 x 85 x 300mm
Bulbs	6 x 12volt 23w mini halogen with BA socket bulbs

## LIGHTING

## REVERSE WARNING ALARM

CRA 97

E Approved

**SOUND LEVEL**  
 97 decibels  
 Suitable for standard

 Universal  
 applications


- ◆ Reverse polarity protected
- ◆ Fully weatherproof / pressure washable
- ◆ -30°C to 77°C extreme temperature range
- ◆ Available to special order in other sound levels,

Reverse warning alarm	Epoxy encapsulated housing
Mounting	Base plate bolt holes 7mm Ø
Connection	Stud terminal type
Dimension	W 102 x H 70 x D 41mm
Voltage	Multivoltage 12-80Vdc