

# Super Easter Savings!

MAKE THE MOST OF YOUR LONG WEEKENDS WITH THESE MEGA SAVINGS FROM OZTRAIL!

## DELUXE JUNIOR CHAIR

- Strong 14.5mm steel frame with rugged 600D polyester fabric
- Wide arms plus drink holder
- Comes in a carry bag



58 x 38 x 67cm

## MONARCH ARM CHAIR

- High padded back
- Strong steel frame and durable polyester fabric seat
- Covered large drink holder with an insulated pocket



## DELUXE SUN LOUNGE

- Strong steel tube frame
- Rugged 600D polyester fabric
- Comfortable padded seat and backrest



## Tasman 4V Dome

- Roomy front vestibule for additional gear storage
- Front and rear doors for easy access
- Side windows for additional ventilation



## 2 PERSON DOME

- Waterproof fly
- No-See-Um mesh for maximum insect protection
- Compact and lightweight



## BLUE TONGUE 2L HYDRATION PACK

- Expandable gusset to increase pack size
- Multiple front compartments
- 2L capacity



## TRAVELLER 300 HOODED SLEEPING BAG

- Rated to -5°
- 210T Ripstop polyester outer for durability
- Loose lined soft touch polyester inner
- Compression carry bag for storage included



## MITCHELL KING SWAG

- Tough and reliable SatProof 600+ rip stop canvas
- 3 pole dome style construction with a generous height
- Hi-tensile Duralium™ 7001 alloy poles
- Protective head and foot awning for all weather ventilation



## CLASSIC 3 DOME

- Rear door for quick access and increased ventilation
- Short pole sections allow for a small pack size



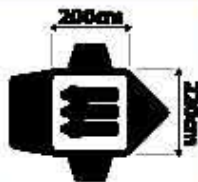
## CLASSIC 3V DOME

- Rear door for quick access and increased ventilation
- Short pole sections allow for small pack size
- Front vestibule section for additional gear storage



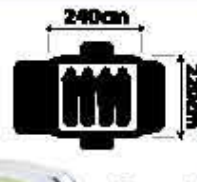
## BREEZEWAY 3V DOME

- Cross pole frame provides extra strength & quick set up
- Total insect protection with ultra fine No-See-Um mesh
- Front vestibule for additional gear storage



## BREEZEWAY 4V DOME

- Cross pole frame provides extra strength & quick set up
- Total insect protection with ultra fine No-See-Um mesh
- Front vestibule for additional gear storage



## BREEZEWAY 6V DOME

- Cross pole frame provides extra strength & quick set up
- Total insect protection with ultra fine No-See-Um mesh
- Front vestibule for additional gear storage



## Breezeway® Explained

The OZtrail Breezeway® Window allows you to control your tent's exposure to the climatic Australian conditions. Not only does it offer flexibility, it is so easy to use, and can be adjusted from inside and outside your tent. It also has its own awning, so while it may be raining outside, you can leave the window open to allow the fresh air in. The OZtrail Breezeway® range also feature an extra cross pole between the windows, which not only improves drainage from the rain, but increases the overall head and shoulder height across the ceiling of the tent for extra room.



## BREEZEWAY CHALET DOMES

- Breezeway™ design creates more headroom and shoulder space inside the tent
- Total climate control via front door, rear door and Oztrail Breezeway™ window system
- Total insect protection with ultra fine No-See-Um mesh
- Front, rear and side awnings for added shade protection



# LOOK AT THESE GREAT OUTDOOR IDEAS

## Villa Dome

- 2 private rooms separated by a central living area
- Large front sun room
- Fully featured – all the bells and whistles
- 210cm centre height



## SPORTIVA BREEZEWAY STUDIO DOME

- Twin rear bedrooms with individual front and rear entry
- Fully weatherproof spacious front screened sun room with a sewn-in floor
- Combination of rear geodesic and Portico Web™ frame offers superior strength
- 215cm centre height



## SPORTIVA LODGE DOME

- Large D doors front and rear allow easy access in and out
- Two rooms, separated by a sewn-in divider for extra privacy
- Large windows throughout allows for increased ventilation
- 215cm centre height



## SPORTIVA LODGE FAMILY DOME

- UVTex® UPF 50+ water proof polyester fly fabric provides long term sun protection
- Portico Web™ frame offers cross brace strength, rear vertical walls and a spacious interior
- Two generously sized bedrooms plus a huge living area
- Includes a separate detachable Ensuite tent with direct internal access through the living area
- Large windows with protective rain covers in all of the rooms
- 215cm centre height



**Comes with Removable Ensuite!**



## Pacific Cross Dome

The Pacific Cross is a fully featured family tent that is sure to make you the envy of any campsite. Its many features include;

- 3 private bedrooms which are more than able to accommodate a queen size air mattress as well as your gear in each.
- 3 rooms leading into a central living area which exits into a fully enclosed mesh sunroom
- A Central Portico Web™ frame that offers near vertical walls further enhancing its already spacious interior.
- Silver coated UVtex Sun Tough, waterproofed fly fabric to keep the elements at bay
- Heavy duty PE bucket floor with elevated floor seams
- Anti-sheer DuraPlus™ shock corded fibreglass poles for greater strength and easy assembly
- Total climate control achieved by utilising large side bedroom windows with weather awnings, oversize easy-step D and wide T doors.
- Ultra-fine No-See-Um mesh to not only allow adequate airflow but to also keep out the smallest of insects

## PACIFIC CROSS DOME

- Large 5 room family dome with enough space to fit an army!
- Three bedrooms with a central living area plus an all-weather front screen room
- Entrances at all four points of the tent
- 215cm centre height





# NOBODY KNOWS TENTS LIKE OZTRAIL

## Tourer Twin Tent



- Tough and reliable Ripstop SatProof Canvas™
- Puncture resistant High-Density PE flooring
- Heavy gauge galvanised poles and reinforced corner pegs
- Protection from the elements with double skin canvas roof with Insulcell insulation
- Excellent climate control with large side windows, front and rear door

### INSULCELL INSULATION

Innovation is key to continued product development and improvement, a factor that OZtrail has built its reputation on. From the question 'How do we make our tents cooler?', Insulcell insulation was born. OZtrail Tourer tents feature this revolutionary double skin canvas roof system which not only keeps your tent cooler in summer but warmer in winter.

Essentially, a thermal blanket is sandwiched between two layers of canvas, creating an insulation barrier not unlike what may be found in the roof of your home. This layered system of canvas is used in the roof of the tent which is the area that bears the brunt of the sun as well as the point where hot air rises in cooler conditions.



### TOURER 9 TENT

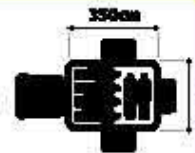
- Tough and reliable rip stop SatProof canvas
- High density PE floor
- Protection from the elements with a double skin canvas roof with Insulcell insulation
- Excellent ventilation with large side windows, front and rear doors
- Bonus side pole kit allow you to remove the centre pole and create a clear floor area



**Bonus Side Pole Kit**

### TOURER 9 PLUS TENT

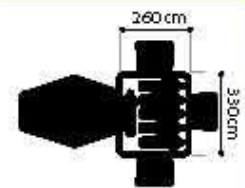
- Tough and reliable rip stop SatProof canvas
- High density PE floor
- Protection from the elements with a double skin canvas roof with Insulcell insulation
- All weather fresh air ventilation with zip out gusseted rear window
- Bonus side pole kit allow you to remove the centre pole and create a clear floor area



**Bonus Side Pole Kit**

### TOURER OUTBACK TENT

- Tough and reliable Ripstop SatProof Canvas™
- Puncture resistant High-Density PE flooring
- Heavy gauge galvanised poles and reinforced corner pegs
- Bonus side pole kit allow you to remove the centre pole and create a clear floor area



**Bonus Side Pole Kit**

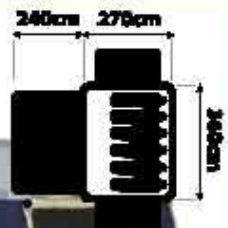
### WHY OZTRAIL CANVAS

Not all canvases are the same, a lesson that we have learnt over the past two decades manufacturing canvas products for the Australian market. OZtrail Canvas products are manufactured using SatProof Rip Stop Canvas™, a blended cotton canvas. An anti-mildew waterproofing agent is saturated throughout the canvas before the tent or swag is manufactured so even after wear and tear it will still provide a waterproof barrier. The resulting fabric is able to 'breathe' allowing water vapour to pass through, minimising condensation while at the same time providing a waterproof barrier to keep water droplets out.



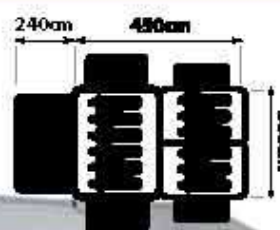
### 12X9 CABIN TENT

- Tough and reliable rip stop SatProof 600+ canvas walls
- Longer lasting silver coated SatProof 800+ canvas sun tough roof that reflects heat
- Heavy duty vinyl flooring
- Extended front awning with optional (at extra charge) 3-in-1 sunroom and/or vinyl floor



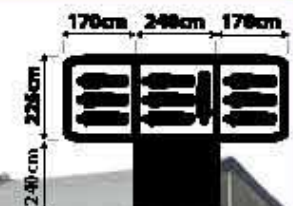
### 12X15 CABIN TENT

- A 2 room cabin with a rear bedroom, front living area and generous sized awning
- Tough and reliable rip stop SatProof 600+ canvas walls
- Longer lasting silver coated SatProof 800+ canvas sun tough roof that reflects heat
- Heavy duty vinyl flooring
- Extended front awning with optional (at extra charge) 3-in-1 sun room and/or vinyl floor



### CHATEAU 10 TENT

- Two huge private bedrooms separated by a central living area
- Tough and reliable rip stop SatProof 600+ canvas walls
- Longer lasting silver coated SatProof 800+ canvas sun tough roof that reflects heat
- Heavy duty vinyl flooring
- Excellent ventilation with large windows and doors
- Extended front awning with optional (at extra charge) 3-in-1 sunroom and/or vinyl floor

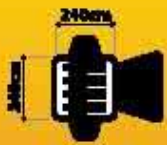


# THE HEART OF AUSTRALIAN CAMPING



## Blitz Tents


- Tough and reliable SatProof 600+ rip stop canvas inner tent construction.
- Second skin SatProof 800+ rip stop canvas fly for greater insulation from the elements.
- Heavy gauge 26mm aluminium Instant Up Blitz® frame with metal elbow hubs.
- Blitz 240 200cm centre height
- Blitz 300 205cm centre height



Blitz 240

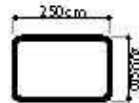


Blitz 300



## RV SHADE AWNING

- 300gsm ripstop silver coated canvas
- Alloy frame
- 250x200cm awning cover
- Side ridge poles included
- Upright poles included



## RV ROOF PACK

- Heavyweight TPU welded vinyl
- High quality zip and side release buckles
- Ideal for the touring family
- 360L volume
- 95x95x40cm



## COOPER SWAGS

- Easy access full length side zip down one side and across the foot
- 5cm high density open cell foam mattress



## COOSON SWAG

- Tough and reliable SatProof 600+ rip stop canvas
- Tent style construction with a generous height
- Protective head awning over a large mesh door at the front
- Easy access full length side zip that extends across the foot
- 5cm high density open cell foam mattress with poly cotton sleeping surface



## BIKER SWAG

- Tough and reliable SatProof 600+ Ripstop Canvas™
- Compact carry size is ideal for travelling
- Full size two pole dome style construction with generous height
- 50cm x 30cm pack size



## CANVAS STORAGE BAGS

- Heavy duty webbing handles
- Tough 14oz canvas
- Durable #12 zips

Available in 14 Sizes



## Make sure your next holiday is spent in t

### COMPACT GAZEBO

- UVTex™ 150D polyester canopy
- Sturdy steel frame
- 2 height positions
- Wheeled carry bag



### Deluxe Gazebo

- UVTex® 300D polyester canopy
- Heavy duty legs and struts
- Three height positions
- Wheeled carry bag included



**INCLUDES BONUS: 2 X MESH & 2 X SOLID WALLS VALUED AT \$169**

### MEGA GAZEBO

- UVTex® 300D polyester canopy
- Heavy duty legs and struts
- Three height positions
- Wheeled carry bag



### DELUXE PAVILION GAZEBO

- UVTex® 300D polyester canopy
- Heavy duty legs and struts
- Three height positions
- Wheeled carry bag included



### ANNEX MATTING

- Allows air and water to pass through so the grass below keeps growing
- Keeps grass, stones and dirt out
- Handy zippered carry bag for storage



2.5M X 4M PACK . . . \$99.95  
 2.5M X 5M PACK . . . \$129.95  
 2.5M X 6M PACK . . . \$159.95

**ALSO AVAILABLE BY THE METRE**

### GAZEBO TENT INNER KIT

- Converts your Gazebo into a functional tent
- 3m x 3m sealed room for camping
- No-See-Um mesh for insect protection
- Sewn-in roof and floor

*Gazebo frame and canopy not included. Suits the Standard Gazebo, Deluxe Gazebo and Deluxe Pavilion only.*



### SCREEN HOUSE INNER KIT

- Converts your OZtrail Gazebo into a functional screen house
- No-See-Um mesh for insect protection
- Suits the Standard Gazebo, Deluxe Gazebo and Deluxe Pavilion only

*Gazebo frame and canopy not included.*



# SERIOUS DEALS ON OUTDOOR GEAR!

## the shade with these great shelter ideas

### Twin Flush Portable Toilet

- Twin nozzles for a cleaner flush
- Drain valve with double seals to protect against leaks and odours
- 20L capacity
- Suitable for camping, travelling, 4WD and touring
- Pressure release valve
- Waste tank gauge

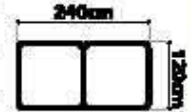


### POP UP ENSUITES

- Great as a toilet, change room or shower
- Sprung steel frame
- Shower rose hook included
- 210cm centre height



- Twice the privacy, with a quick set up and pack down time!
- Reinforced fibreglass poles for roof and side bracing
- Shower hook and rear window
- 210cm centre height



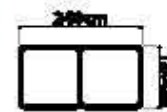
### STANDARD ENSUITE

- Zippered side windows with privacy covers
- External hose access
- Shower hook
- Removable floor
- 225cm centre height



### ENSUITE DUO

- Twice the privacy, have a separate toilet and shower
- Shared wall can be unzipped and folded up to create one large room
- 225cm centre height



### TOILET CHAIR

- Removable padded seat
- Compact, lightweight and easy to carry with the integrated handle

48 x 48 x 45cm



### CANVAS TOILET STORAGE BAG

- Heavy duty webbing handles with continuous strap around the base
- Tough 14oz canvas
- Reinforced bound seams
- Durable #12 zips
- Fits most popular large size toilets

38 x 35 x 44cm



### 20L SOLAR SHOWER

- Push/pull on/off nozzle
- Black in colour to absorb the heat from the sun



### CANVAS SHOWER BUCKET

- 20L capacity
- 2 piece brass shower rose for easy clean
- Twist on/off



## CLASSIC ARM CHAIR

- Strong steel frame with 600D polyester fabric
- Wide arms
- Large drink holder
- Carry bag included



## DELUXE JUMBO ARM CHAIR

- Strong 17.5mm steel frame with rugged 600D polyester fabric
- Wide arms plus drink holder
- Comes in a carry bag



## EXECUTIVE ARM CHAIR

- Strong 17.5mm high-tensile steel frame
- 600D polyester fabric
- Front and side strengthening hubs at cross points
- Comfortable high padded back
- Two covered large drink holders; one has a pocket
- Removable organiser pocket and handy mesh pocket



## NOMAD ARM CHAIR

- Strong 17.5mm high-tensile steel frame
- 600D polyester fabric
- Front strengthening hub at cross points
- Comfortable high padded back
- Large insulated drink holder
- Removable and washable pillow
- Wide arms
- Comes in a carry bag



## BIG BOY ARM CHAIR

- Extra strength 22mm high-tensile steel frame
- Comfortable high padded back
- Insulated drink holder and zippered cooler bag



## TITAN ARM CHAIR

- Superior strength 22mm high-tensile steel frame
- Enhanced weight rating due to vertical stabilising legs
- Comfortable high padded back



## CLASSIC DIRECTORS CHAIR W/SIDE TABLE

- Convenient fold-away table
- Comfortable backrest
- Padded armrests



## MONARCH FOOTREST CHAIR

- Strong high-tensile steel frame with rugged 600D polyester fabric
- Reclined high padded back with removable footrest
- Two covered drink holders and removable organiser pocket



## CLASSIC SUN LOUNGE

- Strong steel tubular frame
- 600D polyester fabric
- Comfortable padded seat and backrest



## Hayman Sun Lounge

- Zero-Gravity frame style
- Tubular aluminium frame
- Strong, lightweight and comfortable recliner





# YOUR HOME AWAY FROM HOME

## CLASSIC TABLES

- 16mm steel tube powder coated frame
- MDF melamine finish tabletop
- Easy set up and pack down



CLASSIC  
80 x 60 x 70cm

LARGE  
120 x 60 x 70cm

## SLAT TABLE

- Strong aluminium frame with matt finish
- Folds up for easy carrying and compact storage
- Durable carry bag included



## EASY TABLES

- Square aluminium tube cross leg frame
- Easy clean anodised slat table top
- Lightweight and compact
- Easy set up and pack down
- Includes a carry handle for easy transport



EASY TABLE 4  
110 x 70 x 70cm

EASY TABLE 6  
140 x 80 x 70cm

## LIFETIME 4' BI-FOLD TABLE

- Locking legs for safety
- Folds in half for easy storage



60 x 122 x 70cm

## LIFETIME 6' BI-FOLD TABLE

- Locking legs for safety
- Compact design allows table to be folded flat for storage



76 x 183 x 70cm

## LIFETIME SPORTS TABLE

- Study yet lightweight steel frame
- Folds out and packs away easily
- Compact design – benches pack under table top

66 x 115 x 70cm



## ANYWHERE STOVE

- Piezo ignition; no matches or lighters required
- Pressure sensitive safety governor system
- Lightweight, compact and sturdy



## DELUXE 3 BURNER STOVE

- 3 x 8,000 BTU burners
- Three fast boiling, highly efficient Wafer burners with individual controls, adjust to simmer
- Piezo ignition; no matches or lighters required



## OVERSIZE SS 2 BURNER STOVE

- Two fast boiling, highly efficient Wafer burners with individual control
- Piezo ignition; no matches or lighters required
- Stylish corrosion resistant stainless steel body
- Generous cooking area for larger pans



## DOUBLE BURNER GRILL (LP)

- 2 x 8,000 BTU & 1 x 5000 BTU, fast boiling stainless steel burners
- Compact and lightweight
- Comes with a low pressure regulator



## CAMP TABLE WITH SINK

- Strong 30 x 15mm steel tube frame
- 5mm MDF table top
- Plastic wash basin
- Folds down to pack flat

100 x 90 x 77cm



## DELUXE CAMP KITCHEN WITH SINK

- Wide aluminium slat top with matt finish
- Removable windshields protect a gas stove on the table top
- Large wash basin and handy drawer included

121 x 45 x 84cm



## 3 Shelf Cupboard

- Sturdy steel frame
- Durable Oxford polyester fabric
- Removable MDF shelves

57 x 47 x 80cm





# QUALITY PRODUCTS AT GREAT PRICES

## Queen Easy Fold Stretcher

- Greater comfort for tall people with no head or foot cross bars
- Hard wearing 600D soft touch fabric top
- Powder coated easy clean frame
- Ergonomic feet design to minimise floor impact
- Convenient zippered carry bag with reinforced carry handles



### LEISURE MATS

- Honeycombed foam core for optimum cushioning and insulation
- 'Extractair' technology and four large high-flow valves for speedy inflation and deflation
- Velbu air-weave fabric top
- Non-slip, water repellent vinyl base
- Complete with carry bag and storage straps



### SINGLE ANYWHERE BED

- Easy up and away
- Comfortable air mattress
- Compact carry bag



### QUEEN ANYWHERE BED

- Easy up and away
- Comfortable air mattress
- Compact carry bag



### DELUXE QUEEN ANYWHERE BED

- Easy up and away
- Comfortable air mattress
- Compact carry bag



### SINGLE EASY FOLD STRETCHER

- Simple, quick action fold up and pack away
- Sturdy steel frame
- Hard wearing 600D polyester cover
- Carry bag included



### LARGE ALUMINIUM STRETCHER

- Strong 25 mm square tube aluminium frame
- 600D dobe weave two-tone polyester fabric
- Sure-grip feet for stability
- Packs away into its own compact carry bag



### JUMBO ALUMINIUM STRETCHER

- Strong 25 mm square tube aluminium frame
- 600D dobe weave two-tone polyester fabric
- Sure-grip feet for stability
- Packs away into its own compact carry bag



### JUMBO PADDED ALUMINIUM STRETCHER

- Strong 25 mm square tube aluminium frame
- 600D dobe weave two-tone polyester fabric
- Sure-grip feet for stability
- Packs away into its own compact carry bag



### DOUBLE BUNK

- Strong steel frame
- Able to be used as singles or stacked
- Packs away into its own carry bag



## STURT HOODED SLEEPING BAG

- 100% Polyester outer shell
- Airweave™ polycotton liner



## COTTON SLEEPING BAG LINERS

- Two styles available; Cotton and Siltec®. Siltec® possesses many of the qualities of silk, but without the hefty price tag.
- Each sleeping bag liner comes packed in an eco-friendly, all natural, undyed and unbleached cotton carry bag.
- Each style (Cotton and Siltec®) is available in two sizes; Standard and YHA.



## LEICHARDT HOODED SLEEPING BAG

- 100% Polyester outer shell
- Airweave™ polycotton liner



## BLAXLAND HOODED SLEEPING BAG

- 100% Polyester outer shell
- Airweave™ polycotton liner



## GAS LANTERNS

- Durable chrome plated frame & baked enamel top
- Variable brightness
- Carry and suspension handle
- Small - 200 Candle Power
- Large - 500 Candle Power



## LED STRIP LIGHTING

- Ideal for lighting your gazebo
- 30 ultra bright white emitting LEDs per metre
- Extremely low power consumption (less than 0.5 amps/m)
- 1m in length with 5m cord and 12V male cigarette lighter plug
- Additional 1m lengths (sold separately) can be added, up to 5 in total
- 180 Lumens/metre



## CAMPER DELUXE BONDED MAT

- Quick rise open cell foam bonded to the outer fabrics for maximum comfort and minimum inflation time
- Easy clean polyester outer fabric with non slip grip



## 60 LED UTILITY LIGHT

- 60 ultra bright white LEDs
- Handy magnet to hold light in position, or use the hanging hook
- Extra long 3m heavy duty power cord and 12V car plug included
- Safe easy grip surface



## LED UNIVERSAL LIGHT

- Ultra bright white emitting LEDs
- Emits a bright lantern light in all directions or a focus torch beam
- Low power consumption
- Convenient hanging strap and carry handle
- Takes 3xAAA batteries (not included)



## EXPLORER CAMPER SLEEPING BAG

The Explorer Camper is a true multi-use sleeping bag featuring a variable temperature rating making it a versatile bag for all conditions. It can be fully unzipped and used as a queen size quilt rated to +5°C, or zipped up and the removable fleece polyester lining added to achieve a bag with a -10°C rating. It is also generous in sizing at 100cm wide x 200cm long, making it comfortable for the larger framed individual.



## 40 LED RECHARGEABLE LANTERN

- Will run on a 12V car plug, 240V mains power or rechargeable battery
- Emits a diffused light beam in all directions
- More than 10 continuous hours of battery life at full brightness



## 3W Q4 CREE LED LANTERN

- Emits a bright lantern light in all directions or a focus torch beam
- Cree Q4 bulb for ultra bright light and longer run time
- Strong alloy body construction
- Water resistant and dunk proof



## Reclining Lounge Bed

- 20mm powder coated steel tube frame
- Durable 600D polyester fabric
- Can be used as a bed or a reclining lounge
- Ideal for the campsite or at home



## ECO SWIFT PITCH 2

- Lightweight yet stable and steadfast
- Large side windows with awnings that are internally adjustable
- Quick and easy to set up and pack down



For a demonstration video see:  
[www.oztrail.com.au](http://www.oztrail.com.au)



## CAMP OVENS

- Pre-seasoned, extremely dense cast iron ensures high quality and great cooking performance
- Concave lids
- Hessian storage bag included



## WOODEN HANDLE FRYPANS

- Deep base and thick walls for uniform heat distribution
- Secure long wooden handle for easy placement into coal bed
- Hessian storage bag included
- Available in 25cm or 30cm frypan



## JAFFLE IRONS

- Deep base for uniform heat distribution
- Secure wooden handles with long arms for easy placement into coal bed
- Locking mechanism on handles
- Hessian storage bag included
- Available in single or double



## QUAD STOOL

- Unique four leg folding design
- Featherweight high-tensile steel frame
- 600D polyester fabric
- Comes in a compact carry bag



## FRIDGE STAND


- 19mm high-tensile powder coated steel tube frame
- Soft touch foam rubber at the fridge's point of contact
- Sturdy, reinforced hinge
- Multiple height settings



\*Cooler not included

## FOAM FLOOR MATS (4 PACK)

- Ingenious interlocking foam floor tiles
- 62 x 62 x 1.2cm thick
- Easy to assemble



## MELAMINE DINNER SET

- Set includes
- 4 x large bowls
- 4 x Xlarge plates
- 4 x large plates
- 4 x small plates
- 4 x mugs



## LED HEAD LIGHT

- 1 ultra bright white 1W (>40000 lumens) LED emitting a strong work light
- Lightweight ergonomic head harness
- More than 24 continuous hours of battery life at full brightness



## DYNAMO HANDHELD LIGHT

- 3 ultra bright white LEDs, each greater than 45000mcd
- Continuous light with no batteries need
- Simple wind-up charges built-in lithium battery
- Safe easy-grip surface and wrist strap



## STOWAWAY COOLERS



## 2L HI-VIS HYDRATION PACK

- Expansion Gasket
- Waist Strap
- Chest Strap
- 2 Liter bladder



## WATER BOTTLES

- Insulated zip-off cover
- Carry Strap



All items in this catalogue are included in good faith on the basis that the goods, as described, will be available at the time of sale. A failure by a supplier to deliver in accordance with the sample described, or at all, or other unintentional causes, may result in some items being unavailable. All prices include GST. Not all items featured are displayed at all stores. Limited rights reserved. Prices may vary from store to store. Prices valid until 1st May 2011.

**FOR YOUR PEACE OF MIND**  
National Dealer  
Network of  
Camping  
Specialists

