



CD-Soft Educational Resources

Sphero Update

February 2019 | info@cdsoft.com.au | 1800 634 050

Sphero: Apps: Activities for the Australian Curriculum



FEB 2019 UPDATE

Sphero is very excited to announce the alignment of their Sphero-created activities to the **Australian Curriculum!**

To identify these, install the **Sphero Edu Desktop App** on to your preferred Device. (Windows or Mac or ChromeOS)



Make sure your device has the minimum operating system as follows:

- Windows 10.0.16299.0+
- ChromeOS 50+
- MacOS 10.12+

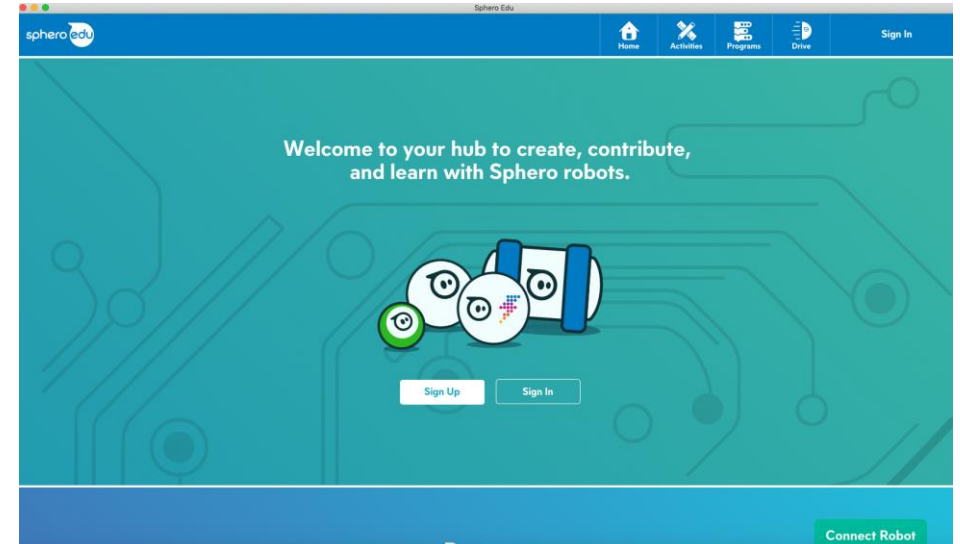
Sphero: Apps: Activities for the Australian Classroom



Open Desktop App

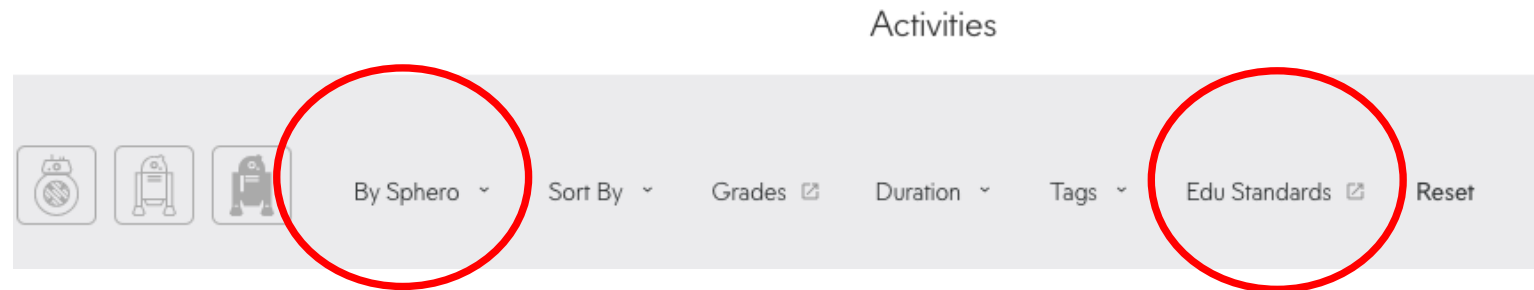
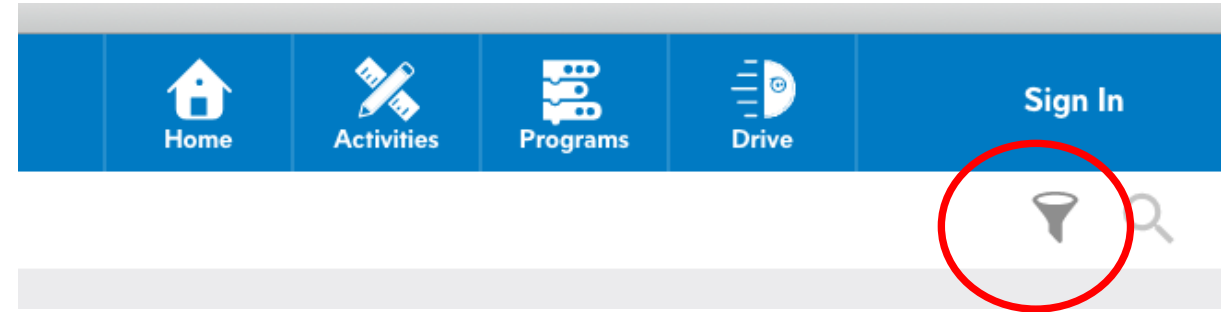
Once you have installed the **Sphero Edu Desktop App** onto your preferred device, you will need to navigate the activities as follows:

1. Open the **Desktop Sphero Edu App**
2. At the moment the **identification of the AU Activities** can only be searched via the Desktop App. Don't worry; once identified you and your students will be able to use them via the Desktop and Mobile Sphero Edu Apps!
3. Choose, **Activities**



Sphero: Apps: Activities for the Australian Classroom

4. Choose the **Filter** option
5. Then filter **by Sphero**
6. Choose, **Edu Standards**



Sphero: Apps: Activities for the Australian Classroom

7. Select, **AU-ACTD** under Standards
For the time-being further filtering by Subjects or Grades isn't available for AU-ACTD, so best to keep these unchecked
8. Then select the **Submit** button

Filter by Education Standards ×

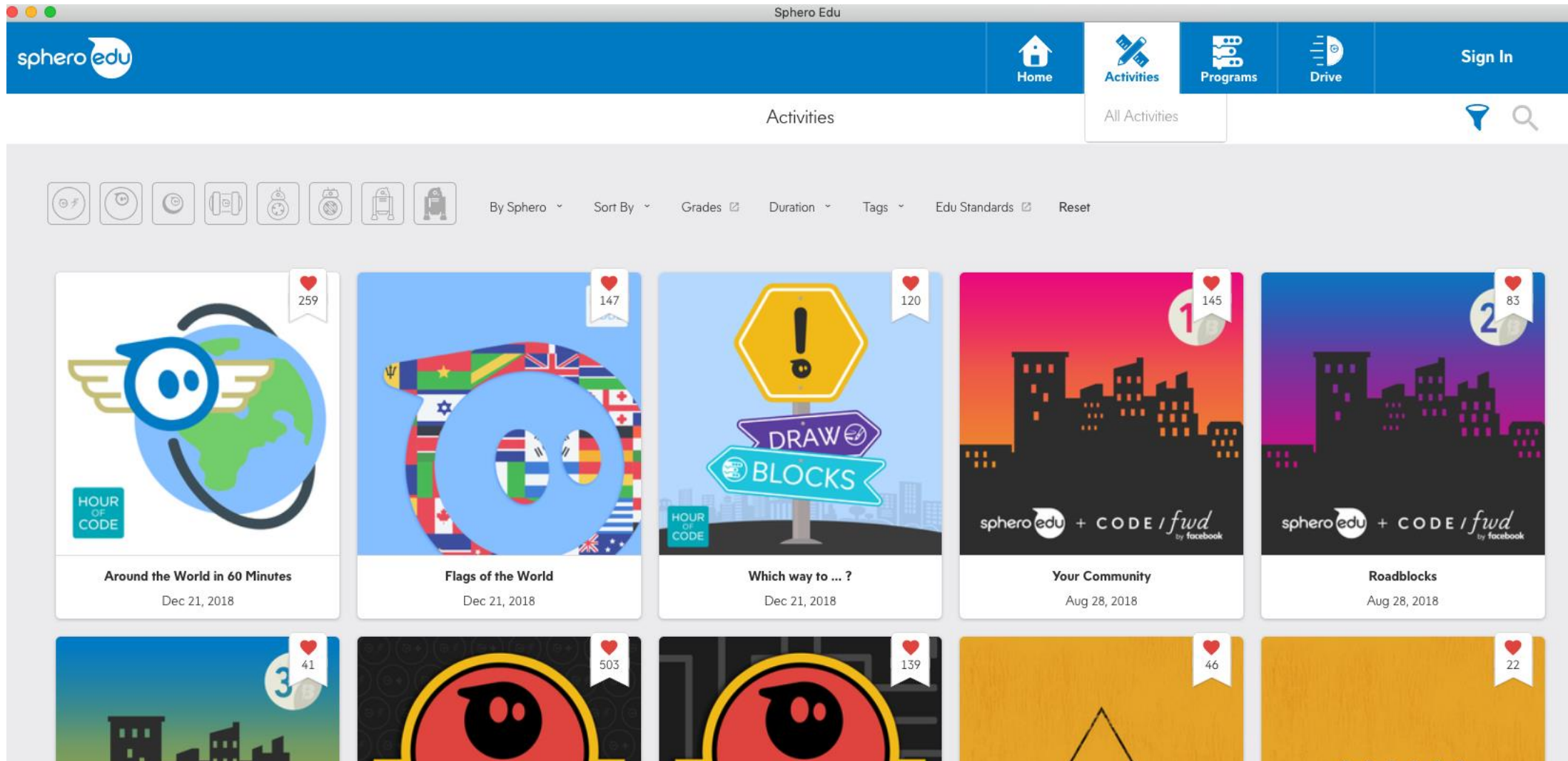
Reset Filters

Standards	Subjects	Grades
<input checked="" type="checkbox"/> AU-ACTD	<input type="checkbox"/> Art	Kindergarten
<input type="checkbox"/> CCSS	<input type="checkbox"/> Communication	<input type="checkbox"/> 1 <input type="checkbox"/> 2 <input type="checkbox"/> 3 <input type="checkbox"/> 4 <input type="checkbox"/> 5
<input type="checkbox"/> CSTA	<input type="checkbox"/> Language Arts	<input type="checkbox"/> 6 <input type="checkbox"/> 7 <input type="checkbox"/> 8 <input type="checkbox"/> 9 <input type="checkbox"/> 10
<input type="checkbox"/> Florida	<input type="checkbox"/> Math	<input type="checkbox"/> 11 <input type="checkbox"/> 12
<input type="checkbox"/> Key Stages	<input type="checkbox"/> Science	
<input type="checkbox"/> NGSS	<input type="checkbox"/> Technology	
<input type="checkbox"/> NZ-DTC		
<input type="checkbox"/> Scotland		
<input type="checkbox"/> Texas		

Submit

Sphero: Apps: Activities for the Australian Classroom

9. You will then see all the Sphero-created Activities aligned to the Australian Curriculum!



The screenshot displays the Sphero Edu website interface. At the top, there is a navigation bar with the Sphero Edu logo on the left and buttons for Home, Activities, Programs, Drive, and Sign In. Below the navigation bar, the page title "Activities" is centered, with a dropdown menu for "All Activities" and a search icon on the right. A filter bar below the title includes icons for various Sphero robots and options for "By Sphero", "Sort By", "Grades", "Duration", "Tags", "Edu Standards", and "Reset". The main content area features a grid of activity cards, each with a unique illustration, a title, a date, and a heart icon indicating the number of likes. The visible cards are:

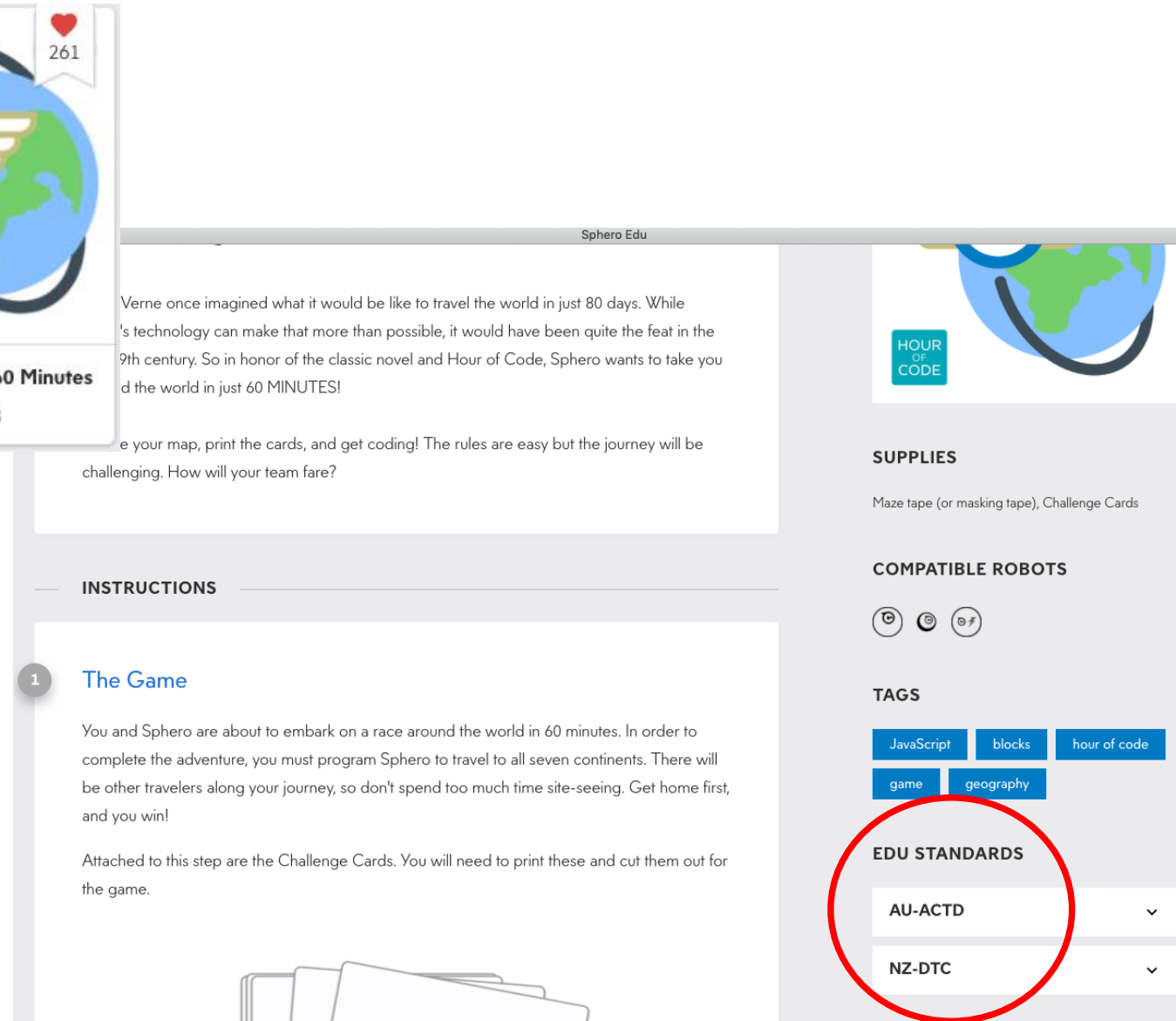
Activity Title	Date	Likes
Around the World in 60 Minutes	Dec 21, 2018	259
Flags of the World	Dec 21, 2018	147
Which way to ... ?	Dec 21, 2018	120
Your Community	Aug 28, 2018	145
Roadblocks	Aug 28, 2018	83
(Partial Card)		41
(Partial Card)		503
(Partial Card)		139
(Partial Card)		46
(Partial Card)		22

Sphero: Apps: Activities for the Australian Classroom

10. Choose your preferred Activity, for example, **Around the World in 60 Minutes**



11. Then under **EDU-STANDARDS** you will be able to see the reference to the Australian Curriculum



The screenshot shows the Sphero Edu interface for the activity 'Around the World in 60 Minutes'. The page is titled 'Sphero Edu' and features a description of the activity, which is a race around the world in 60 minutes. The 'INSTRUCTIONS' section is titled 'The Game' and describes the challenge. On the right side, there are sections for 'SUPPLIES', 'COMPATIBLE ROBOTS', 'TAGS', and 'EDU STANDARDS'. The 'EDU STANDARDS' section is circled in red and shows two dropdown menus: 'AU-ACTD' and 'NZ-DTC'.

DESCRIPTION: Verne once imagined what it would be like to travel the world in just 80 days. While his technology can make that more than possible, it would have been quite the feat in the 19th century. So in honor of the classic novel and Hour of Code, Sphero wants to take you on a journey around the world in just 60 MINUTES!

INSTRUCTIONS:

- The Game**
You and Sphero are about to embark on a race around the world in 60 minutes. In order to complete the adventure, you must program Sphero to travel to all seven continents. There will be other travelers along your journey, so don't spend too much time site-seeing. Get home first, and you win!
Attached to this step are the Challenge Cards. You will need to print these and cut them out for the game.

SUPPLIES: Maze tape (or masking tape), Challenge Cards

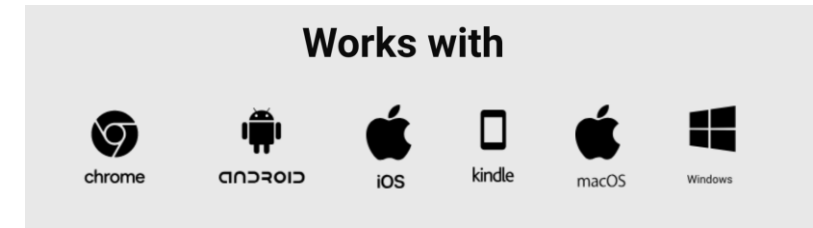
COMPATIBLE ROBOTS: Sphero 3-B, Sphero 2-B, Sphero 1-B

TAGS: JavaScript, blocks, hour of code, game, geography

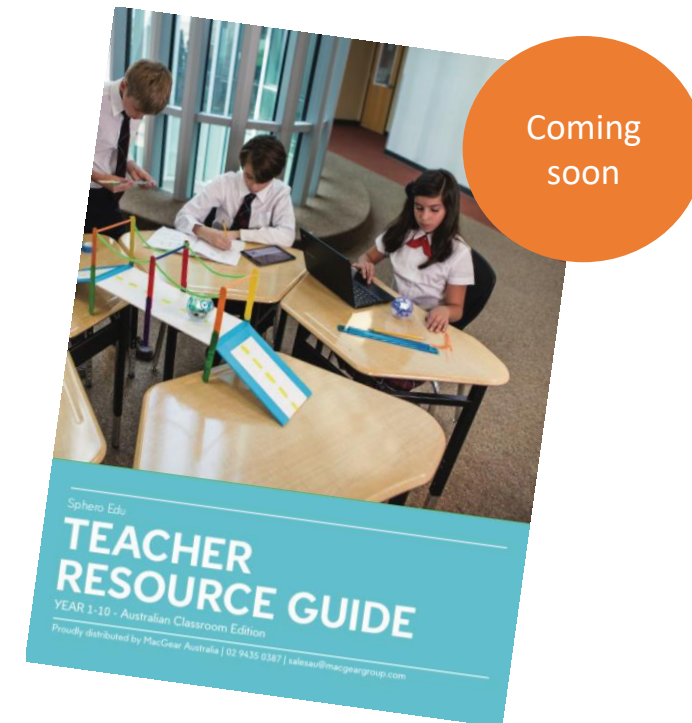
EDU STANDARDS: AU-ACTD, NZ-DTC

Sphero: Apps: Activities for the Australian Classroom

12. Once identified, the Educator can then have the Learners open the Sphero Edu App on compatible Mobile or Desktops and complete the activity!




13. Coming soon: We'll also have a Sphero Edu Australian Teacher Guide with more content for Australian classrooms, including **Sphero Units of Learning**





THREE DIFFERENT ROBOTS. ALL KINDS OF AWESOME.



SPHERO BOLT

With a striking 8x8 LED matrix and advanced sensors, the Sphero BOLT app-enabled robot provides endless opportunities to be creative and have fun while learning.



SPHERO SPRK+

Designed to inspire curiosity, creativity, and invention through connected play and coding, SPRK+ is far more than just a robot.



SPHERO MINI

Sphero Mini packs tons of fun into a tiny, app-enabled robotic ball. Drive, play games, learn to code, and more.

FEATURES

Clear, Durable, Waterproof, Scratch-Resistant.
Shell is sealed and does not open.
Simple, Inductive charging.

Clear, Durable, Waterproof, Scratch-Resistant.
Shell is sealed and does not open.
Simple, Inductive charging.

Colorful, Interchangeable.
Shell pops open for changing and charging.
Micro USB charging.

SHELL

PLAYTIME

2 Hrs

1 Hr

45 Mins

TOP SPEED

2 Metres per sec

2 Metres per sec

1 Metre per sec

SENSORS

Motor Encoders, Gyroscope, Accelerometer,
8x8 Matrix, Infrared, Compass, Light Sensor

Motor Encoders, Gyroscope, Accelerometer

Motor Encoders, Gyroscope, Accelerometer

APPS

Sphero Edu & Sphero Play

Sphero Edu & Sphero Play

Sphero Edu & Sphero Play

PLATFORM

iOS, macOS, Android, Windows, Kindle, Chrome)
Swift Playgrounds (iOS)

iOS, macOS, Android, Windows, Kindle, Chrome)
Swift Playgrounds (iOS)

iOS, macOS, Android, Windows, Kindle, Chrome)
Swift Playgrounds (iOS)

WHAT'S IN THE BOX

- Sphero BOLT
- Inductive Charging Base & USB cable
- Protractor / clock
- Sticker Sheet
- Quick Start Guide

- Sphero SPRK+
- Inductive Charging Base & USB Cable
- Maze tape
- 360° protractor
- Sticker Sheet
- Quick Start Guide

- Sphero Mini
- Micro USB charging cord
- 3 Mini traffic cones
- 6 Mini bowling pins
- Quick Start Guide

SKUS

K002ROW

K001ROW

M001BRW, M001ORW, M001PRW,
M001WRW, M001GRW



CD-Soft Educational Resources

Thank you!

February 2019 | info@cdsoft.com.au | 1800 634 050